

6-Formula Ford 1600

SUPERSPA

Qualifying

Final Classification


No Drivers	Team	Car	Cl.	Time	Lap Total	Gap	Kph
1	35 J. SVENSSON	RAY GR17	INVITE	2:44.251	5 8	-	153.5
2	96 P. MONBARON	RAY GR17	INVITE	2:44.491	3 3	+0.240	153.3
3	117 A. CASTILLOU	RAY 92F	Pre-93	2:45.998	7 8	+1.747	151.9
4	46 A. DOUSSE	VAN DIEMEN RF90	Pre-93	2:46.414	7 8	+2.163	151.5
5	15 M. LEBRETON	VAN DIEMEN RF90	Pre-93	2:46.588	4 5	+2.337	151.4
6	10 G. GENECAND	CROSSLÉ 25F	Pre-82	2:47.307	7 7	+3.056	150.7
7	1 F. BELLE	LOLA T540E	Pre-82	2:47.549	7 7	+3.298	150.5
8	89 B. MONTEIRO	VAN DIEMEN RF90	Pre-93	2:47.739	6 7	+3.488	150.3
9	168 D. RIMBERT	VAN DIEMEN RF89	Pre-90	2:48.216	7 7	+3.965	149.9
10	93 R. D'AUBREBY	SWIFT SC92	Pre-93	2:48.618	7 7	+4.367	149.5
11	91 F. CHAPPRON	VAN DIEMEN RF86	Pre-90	2:48.634	6 8	+4.383	149.5
12	19 M. KOZYREFF	REYNARD 88F	Pre-90	2:49.206	6 7	+4.955	149.0
13	73 F. FRANÇAIS	VAN DIEMEN RF90	Pre-93	2:49.211	7 7	+4.960	149.0
14	55 J. BAUDART	CROSSLÉ 32F	Pre-82	2:49.672	6 7	+5.421	148.6
15	51 . NELSON	VAN DIEMEN RF79	Pre-82	2:49.766	3 7	+5.515	148.5
16	37 J. DIONISOTTI	VAN DIEMEN RF92	Pre-93	2:49.772	4 7	+5.521	148.5
17	56 C. THETIOT	REYNARD 85F	Pre-90	2:50.179	4 7	+5.928	148.2
18	31 L. BOUQUET	VAN DIEMEN RF90	Pre-93	2:50.292	7 7	+6.041	148.1
19	39 A. CROCKER	RAY F71	Pre-74	2:50.534	7 7	+6.283	147.9
20	14 N. LEBLOND	DULON LD4	Pre-74	2:50.550	6 7	+6.299	147.8
21	40 A. SANJUAN	MERLYN MK20A	Pre-74	2:50.841	6 6	+6.590	147.6
22	23 T. ROLLET	MARCH 719	Pre-74	2:51.374	7 7	+7.123	147.1
23	25 P. DESSY	SWIFT SC92	Pre-93	2:51.448	4 7	+7.197	147.1
24	16 X. MICHEL	CROSSLÉ 32F	Pre-82	2:51.490	3 4	+7.239	147.0
25	83 A. CILIAN	VAN DIEMEN RF90	Pre-93	2:52.309	7 7	+8.058	146.3
26	27 R. PREVOST	McNAMARA FCA Mk3	Pre-74	2:53.459	4 7	+9.208	145.4
27	61 E. LECLUSE	LOTUS 69F	Pre-74	2:53.536	4 7	+9.285	145.3
28	11 B. WOHRMANN	LOTUS 51C	Pre-74	2:54.664	7 7	+10.413	144.4
29	69 C. DERIDDER	REYNARD 89F	Pre-90	2:54.720	7 7	+10.469	144.3
30	72 P. MCMORRAN	CROSSLÉ 20F	Pre-74	2:55.567	2 3	+11.316	143.6
31	8 G. ANCENAY	RONDEAU M585	Pre-90	2:55.888	7 7	+11.637	143.4
32	68 M. DUPONT	DULON LD4	Pre-74	2:55.932	6 7	+11.681	143.3
33	172 T. ABADIE	VAN DIEMEN RF85	Pre-90	2:55.979	5 7	+11.728	143.3
34	44 L. FRESNAIS	LOLA T540E	Pre-82	2:56.738	4 4	+12.487	142.7
35	45 J. HERAULT	VAN DIEMEN FA73	Pre-74	2:58.829	7 7	+14.578	141.0
36	48 D. JANIN	RONDEAU M584	Pre-90	2:58.906	6 7	+14.655	140.9
37	62 P. VEBER	CROSSLÉ 16F	Pre-74	2:59.245	7 7	+14.994	140.7
38	42 M. MANGOLD	MARCH 719	Pre-74	3:00.220	2 4	+15.969	139.9
39	7 P. WEISS	RAY 80F	Pre-82	3:01.891	7 7	+17.640	138.6
40	34 J. EYNARD-MACHET	CROSSLÉ 32F	Pre-82	3:03.849	7 7	+19.598	137.1
41	6 J. COMTE	CROSSLÉ 20F	Pre-74	3:11.019	6 7	+26.768	132.0
42	22 J. MORERE	VAN DIEMEN RF8	Pre-82	3:12.517	6 7	+28.266	131.0
43	24 E. ZONTA	RONDEAU M584	Pre-90	3:30.197	2 6	+45.946	120.0
44	38 P. D'AUBREBY	VAN DIEMEN RF91	Pre-93		2		
45	88 J. DEVAUX	CROSSLÉ 16F	Pre-74		1		

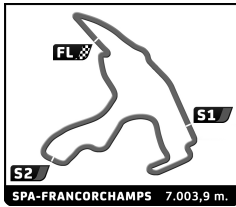
Fastest Lap: Lap 5 | John SVENSSON | **2:44.251** | 153.5 Kph

CARS #6, #11, #15, #25, #44, #51, #61, #62, #72 & #73 - SOME LAP TIMES DELETED - TRACK LIMITS

Published at:

Track Status: **DRY**

Stewards Joost DEMEESTERE, Chairman Jan DHONDT Peter GEENS		Timekeeper Alvaro Montilla 
----------------------------------------------------------------------------	--	-------------------------------------------------------------------------------------------------------------------------------



6-Formula Ford 1600 SUPERSPA Qualifying

Final Classification by Class


No Drivers	Team	Car	Time	Lap Total	Gap	Kph
Pre-82						
1	10 G. GENECAND	CROSSLÉ 25F	2:47.307	7 7		150.7
2	1 F. BELLE	LOLA T540E	2:47.549	7 7	+0.242	150.5
3	55 J. BAUDART	CROSSLÉ 32F	2:49.672	6 7	+2.365	148.6
4	51 . NELSON	VAN DIEMEN RF79	2:49.766	3 7	+2.459	148.5
5	16 X. MICHEL	CROSSLÉ 32F	2:51.490	3 4	+4.183	147.0
6	44 L. FRESNAIS	LOLA T540E	2:56.738	4 4	+9.431	142.7
7	7 P. WEISS	RAY 80F	3:01.891	7 7	+14.584	138.6
8	34 J. EYNARD-MACHET	CROSSLÉ 32F	3:03.849	7 7	+16.542	137.1
9	22 J. MORERE	VAN DIEMEN RF8	3:12.517	6 7	+25.210	131.0
Pre-74						
1	39 A. CROCKER	RAY F71	2:50.534	7 7		147.9
2	14 N. LEBLOND	DULON LD4	2:50.550	6 7	+0.016	147.8
3	40 A. SANJUAN	MERLYN MK20A	2:50.841	6 6	+0.307	147.6
4	23 T. ROLLET	MARCH 719	2:51.374	7 7	+0.840	147.1
5	27 R. PREVOST	McNAMARA FCA Mk3	2:53.459	4 7	+2.925	145.4
6	61 E. LECLUSE	LOTUS 69F	2:53.536	4 7	+3.002	145.3
7	11 B. WOHRMANN	LOTUS 51C	2:54.664	7 7	+4.130	144.4
8	72 P. MCMORRAN	CROSSLÉ 20F	2:55.567	2 3	+5.033	143.6
9	68 M. DUPONT	DULON LD4	2:55.932	6 7	+5.398	143.3
10	45 J. HERAULT	VAN DIEMEN FA73	2:58.829	7 7	+8.295	141.0
11	62 P. VEBER	CROSSLÉ 16F	2:59.245	7 7	+8.711	140.7
12	42 M. MANGOLD	MARCH 719	3:00.220	2 4	+9.686	139.9
13	6 J. COMTE	CROSSLÉ 20F	3:11.019	6 7	+20.485	132.0
14	88 J. DEVAUX	CROSSLÉ 16F		1		
Pre-90						
1	168 D. RIMBERT	VAN DIEMEN RF89	2:48.216	7 7		149.9
2	91 F. CHAPPRON	VAN DIEMEN RF86	2:48.634	6 8	+0.418	149.5
3	19 M. KOZYREFF	REYNARD 88F	2:49.206	6 7	+0.990	149.0
4	56 C. THETIOT	REYNARD 85F	2:50.179	4 7	+1.963	148.2
5	69 C. DERIDDER	REYNARD 89F	2:54.720	7 7	+6.504	144.3
6	8 G. ANCENAY	RONDEAU M585	2:55.888	7 7	+7.672	143.4
7	172 T. ABADIE	VAN DIEMEN RF85	2:55.979	5 7	+7.763	143.3
8	48 D. JANIN	RONDEAU M584	2:58.906	6 7	+10.690	140.9
9	24 E. ZONTA	RONDEAU M584	3:30.197	2 6	+41.981	120.0
Pre-93						
1	117 A. CASTILLOU	RAY 92F	2:45.998	7 8		151.9
2	46 A. DOUSSE	VAN DIEMEN RF90	2:46.414	7 8	+0.416	151.5
3	15 M. LEBRETON	VAN DIEMEN RF90	2:46.588	4 5	+0.590	151.4
4	89 B. MONTEIRO	VAN DIEMEN RF90	2:47.739	6 7	+1.741	150.3
5	93 R. D'AUBREBY	SWIFT SC92	2:48.618	7 7	+2.620	149.5
6	73 F. FRANÇAIS	VAN DIEMEN RF90	2:49.211	7 7	+3.213	149.0
7	37 J. DIONISOTTI	VAN DIEMEN RF92	2:49.772	4 7	+3.774	148.5
8	31 L. BOUQUET	VAN DIEMEN RF90	2:50.292	7 7	+4.294	148.1
9	25 P. DESSY	SWIFT SC92	2:51.448	4 7	+5.450	147.1
10	83 A. CILIAN	VAN DIEMEN RF90	2:52.309	7 7	+6.311	146.3
11	38 P. D'AUBREBY	VAN DIEMEN RF91		2		
INVITE						
1	35 J. SVENSSON	RAY GR17	2:44.251	5 8		153.5
2	96 P. MONBARON	RAY GR17	2:44.491	3 3	+0.240	153.3

CARS #6, #11, #15, #25, #44, #51, #61, #62, #72 & #73 - SOME LAP TIMES DELETED - TRACK LIMITS

Published at:

Track Status: **DRY**

Stewards			Timekeeper	
Joost DEMEESTERE, Chairman	Jan DHONDT	Peter GEENS	Alvaro Montilla	



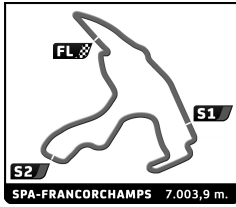
6-Formula Ford 1600 SUPERSPA Qualifying

Final Classification by Driver Fastest Lap

No	Team	Car	Class	Driver	Time Lap	Total	Gap	Kph
1	35	RAY GR17	INVITE	John SVENSSON	2:44.251	5	8	153.5
2	96	RAY GR17	INVITE	Pascal MONBARON	2:44.491	3	3	0.240 0.240 153.3
3	117	RAY 92F	Pre-93	Axel CASTILLOU	2:45.998	7	8	1.747 1.507 151.9
4	46	VAN DIEMEN RF90	Pre-93	Arnaud DOUSSE	2:46.414	7	8	2.163 0.416 151.5
5	15	VAN DIEMEN RF90	Pre-93	Maxime LEBRETON	2:46.588	4	5	2.337 0.174 151.4
6	10	CROSSLÉ 25F	Pre-82	Gislain GENECAND	2:47.307	7	7	3.056 0.719 150.7
7	1	LOLA T540E	Pre-82	François BELLE	2:47.549	7	7	3.298 0.242 150.5
8	89	VAN DIEMEN RF90	Pre-93	Benjamin MONTEIRO	2:47.739	6	7	3.488 0.190 150.3
9	168	VAN DIEMEN RF89	Pre-90	Dean RIMBERT	2:48.216	7	7	3.965 0.477 149.9
10	93	SWIFT SC92	Pre-93	Rémy D'AUBREBY	2:48.618	7	7	4.367 0.402 149.5
11	91	VAN DIEMEN RF86	Pre-90	Fabien CHAPPRON	2:48.634	6	8	4.383 0.016 149.5
12	19	REYNARD 88F	Pre-90	Michel KOZYREFF	2:49.206	6	7	4.955 0.572 149.0
13	73	VAN DIEMEN RF90	Pre-93	Frédéric FRANÇAIS	2:49.211	7	7	4.960 0.005 149.0
14	55	CROSSLÉ 32F	Pre-82	Jean-Pierre BAUDART	2:49.672	6	7	5.421 0.461 148.6
15	51	VAN DIEMEN RF79	Pre-82	NELSON	2:49.766	3	7	5.515 0.094 148.5
16	37	VAN DIEMEN RF92	Pre-93	Jean DIONISOTTI	2:49.772	4	7	5.521 0.006 148.5
17	56	REYNARD 85F	Pre-90	Claude THETIOT	2:50.179	4	7	5.928 0.407 148.2
18	31	VAN DIEMEN RF90	Pre-93	Loïc BOUQUET	2:50.292	7	7	6.041 0.113 148.1
19	39	RAY F71	Pre-74	Alan CROCKER	2:50.534	7	7	6.283 0.242 147.9
20	14	DULON LD4	Pre-74	Nicolas LEBLOND	2:50.550	6	7	6.299 0.016 147.8
21	40	MERLYN MK20A	Pre-74	Augustin SANJUAN	2:50.841	6	6	6.590 0.291 147.6
22	23	MARCH 719	Pre-74	Tony ROLLET	2:51.374	7	7	7.123 0.533 147.1
23	25	SWIFT SC92	Pre-93	Pierre DESSY	2:51.448	4	7	7.197 0.074 147.1
24	16	CROSSLÉ 32F	Pre-82	Xavier MICHEL	2:51.490	3	4	7.239 0.042 147.0
25	83	VAN DIEMEN RF90	Pre-93	Arsène CILIAN	2:52.309	7	7	8.058 0.819 146.3
26	27	McNAMARA FCA Mk3	Pre-74	Régis PREVOST	2:53.459	4	7	9.208 1.150 145.4
27	61	LOTUS 69F	Pre-74	Eric LECLUSE	2:53.536	4	7	9.285 0.077 145.3
28	11	LOTUS 51C	Pre-74	Bob WOHRMANN	2:54.664	7	7	10.413 1.128 144.4
29	69	REYNARD 89F	Pre-90	Christian DERIDDER	2:54.720	7	7	10.469 0.056 144.3
30	72	CROSSLÉ 20F	Pre-74	Paul MCMORRAN	2:55.567	2	3	11.316 0.847 143.6
31	8	RONDEAU M585	Pre-90	Guillaume ANCENAY	2:55.888	7	7	11.637 0.321 143.4
32	68	DULON LD4	Pre-74	Michel DUPONT	2:55.932	6	7	11.681 0.044 143.3
33	172	VAN DIEMEN RF85	Pre-90	Tanguy ABADIE	2:55.979	5	7	11.728 0.047 143.3
34	44	LOLA T540E	Pre-82	Laurent FRESNAIS	2:56.738	4	4	12.487 0.759 142.7
35	45	VAN DIEMEN FA73	Pre-74	Jean-Philippe HERAULT	2:58.829	7	7	14.578 2.091 141.0
36	48	RONDEAU M584	Pre-90	Daniel JANIN	2:58.906	6	7	14.655 0.077 140.9
37	62	CROSSLÉ 16F	Pre-74	Philippe VEBER	2:59.245	7	7	14.994 0.339 140.7
38	42	MARCH 719	Pre-74	Manuel MANGOLD	3:00.220	2	4	15.969 0.975 139.9
39	7	RAY 80F	Pre-82	Patrick WEISS	3:01.891	7	7	17.640 1.671 138.6
40	34	CROSSLÉ 32F	Pre-82	Jean-Pierre EYNARD-MACHET	3:03.849	7	7	19.598 1.958 137.1
41	6	CROSSLÉ 20F	Pre-74	Jean-François COMTE	3:11.019	6	7	26.768 7.170 132.0
42	22	VAN DIEMEN RF8	Pre-82	Jean-Luc MORERE	3:12.517	6	7	28.266 1.498 131.0
43	24	RONDEAU M584	Pre-90	Eva ZONTA	3:30.197	2	6	45.946 17.680 120.0
44	38	VAN DIEMEN RF91	Pre-93	Patrick D'AUBREBY			2	
45	88	CROSSLÉ 16F	Pre-74	Jonathan DEVAUX			1	

Published at:

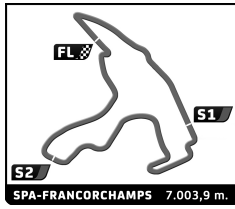
Stewards Joost DEMEESTERE, Chairman			Jan DHONDT	Peter GEENS	Timekeeper Alvaro Montilla	
-----------------------------------------------	--	--	------------	-------------	--------------------------------------	--



6-Formula Ford 1600 SUPERSPA Qualifying

Best Sector Times


Sector 1		Sector 2		Sector 3		No Team	Class	Ideal Lap	Best Lap		
No Driver	Time	No Driver	Time	No Driver	Time						
1	35 J.SVENSSON	47.539	96 P.MONBARON	1:13.073	35 J.SVENSSON	42.834	1	35	INVITE	2:43.636	2:44.251 (1)
2	96 P.MONBARON	48.131	35 J.SVENSSON	1:13.263	96 P.MONBARON	42.901	2	96	INVITE	2:44.105	2:44.491 (2)
3	89 B.MONTEIRO	48.875	1 F.BELLE	1:13.398	10 G.GENECAND	43.362	3	117	Pre-93	2:45.798	2:45.998 (3)
4	117 A.CASTILLOU	48.885	117 A.CASTILLOU	1:13.458	117 A.CASTILLOU	43.455	4	46	Pre-93	2:46.023	2:46.414 (4)
5	46 A.DOUSSE	49.045	46 A.DOUSSE	1:13.487	89 B.MONTEIRO	43.472	5	15	Pre-93	2:46.537	2:46.588 (5)
6	15 M.LEBRETON	49.101	15 M.LEBRETON	1:13.700	46 A.DOUSSE	43.491	6	10	Pre-82	2:47.110	2:47.307 (6)
7	19 M.KOZYREFF	49.125	10 G.GENECAND	1:13.930	93 R.D'AUBREY	43.692	7	1	Pre-82	2:47.300	2:47.549 (7)
8	91 F.CHAPPRON	49.222	168 D.RIMBERT	1:14.131	15 M.LEBRETON	43.736	8	89	Pre-93	2:47.346	2:47.739 (8)
9	73 F.FRANÇAIS	49.393	91 F.CHAPPRON	1:14.398	19 M.KOZYREFF	43.746	9	93	Pre-93	2:47.655	2:48.618 (10)
10	93 R.D'AUBREY	49.453	51 NELSON	1:14.426	37 J.DIONISOTTI	43.877	10	91	Pre-90	2:47.810	2:48.634 (11)
11	31 L.BOUQUET	49.696	44 L.FRESNAIS	1:14.492	1 F.BELLE	44.057	11	168	Pre-90	2:48.216	2:48.216 (9)
12	25 P.DESSY	49.740	93 R.D'AUBREY	1:14.510	168 D.RIMBERT	44.083	12	19	Pre-90	2:48.769	2:49.206 (12)
13	10 G.GENECAND	49.818	56 C.THETIOT	1:14.700	91 F.CHAPPRON	44.190	13	73	Pre-93	2:48.793	2:49.211 (13)
14	37 J.DIONISOTTI	49.824	14 N.LEBLOND	1:14.819	73 F.FRANÇAIS	44.205	14	14	Pre-74	2:49.179	2:50.550 (20)
15	1 F.BELLE	49.845	55 J.BAUDART	1:14.910	14 N.LEBLOND	44.379	15	56	Pre-90	2:49.351	2:50.179 (17)
16	14 N.LEBLOND	49.981	16 X.MICHEL	1:14.941	31 L.BOUQUET	44.451	16	37	Pre-93	2:49.379	2:49.772 (16)
17	168 D.RIMBERT	50.002	89 B.MONTEIRO	1:14.999	56 C.THETIOT	44.477	17	51	Pre-82	2:49.407	2:49.766 (15)
18	83 A.CILIAN	50.094	23 T.ROLLET	1:15.195	55 J.BAUDART	44.596	18	31	Pre-93	2:49.613	2:50.292 (18)
19	55 J.BAUDART	50.166	73 F.FRANÇAIS	1:15.195	61 E.LECLUSE	44.615	19	55	Pre-82	2:49.672	2:49.672 (14)
20	56 C.THETIOT	50.174	39 A.CROCKER	1:15.288	39 A.CROCKER	44.654	20	39	Pre-74	2:50.534	2:50.534 (19)
21	51 NELSON	50.246	40 A.SANJUAN	1:15.392	51 NELSON	44.735	21	25	Pre-93	2:50.644	2:51.448 (23)
22	40 A.SANJUAN	50.392	31 L.BOUQUET	1:15.466	25 P.DESSY	44.749	22	16	Pre-82	2:50.780	2:51.490 (24)
23	172 T.ABADIE	50.589	37 J.DIONISOTTI	1:15.678	83 A.CILIAN	44.810	23	40	Pre-74	2:50.841	2:50.841 (21)
24	39 A.CROCKER	50.592	19 M.KOZYREFF	1:15.898	72 P.MCMORRAN	44.873	24	83	Pre-93	2:51.051	2:52.309 (25)
25	16 X.MICHEL	50.696	83 A.CILIAN	1:16.147	23 T.ROLLET	45.016	25	23	Pre-74	2:51.311	2:51.374 (22)
26	72 P.MCMORRAN	50.734	25 P.DESSY	1:16.155	40 A.SANJUAN	45.057	26	44	Pre-82	2:51.732	2:56.738 (34)
27	88 J.DEVAUX	51.067	27 R.PREVOST	1:16.799	69 C.DERIDDER	45.115	27	61	Pre-74	2:52.980	2:53.536 (27)
28	23 T.ROLLET	51.100	11 B.WOHRMANN	1:16.961	16 X.MICHEL	45.143	28	72	Pre-74	2:53.294	2:55.567 (30)
29	69 C.DERIDDER	51.108	61 E.LECLUSE	1:17.149	27 R.PREVOST	45.300	29	27	Pre-74	2:53.318	2:53.459 (26)
30	61 E.LECLUSE	51.216	68 M.DUPONT	1:17.225	44 L.FRESNAIS	45.462	30	69	Pre-90	2:53.673	2:54.720 (29)
31	27 R.PREVOST	51.219	69 C.DERIDDER	1:17.450	172 T.ABADIE	45.525	31	11	Pre-74	2:54.467	2:54.664 (28)
32	8 G.ANCENAY	51.541	72 P.MCMORRAN	1:17.687	8 G.ANCENAY	45.668	32	172	Pre-90	2:54.740	2:55.979 (33)
33	11 B.WOHRMANN	51.659	8 G.ANCENAY	1:18.099	68 M.DUPONT	45.745	33	68	Pre-74	2:55.129	2:55.932 (32)
34	44 L.FRESNAIS	51.778	172 T.ABADIE	1:18.626	11 B.WOHRMANN	45.847	34	8	Pre-90	2:55.308	2:55.888 (31)
35	68 M.DUPONT	52.159	45 J.HERAULT	1:18.947	62 P.VEBER	46.048	35	45	Pre-74	2:58.252	2:58.829 (35)
36	42 M.MANGOLD	52.193	48 D.JANIN	1:19.641	7 P.WEISS	46.836	36	48	Pre-90	2:58.906	2:58.906 (36)
37	48 D.JANIN	52.328	62 P.VEBER	1:19.975	48 D.JANIN	46.937	37	62	Pre-74	2:59.245	2:59.245 (37)
38	45 J.HERAULT	52.364	42 M.MANGOLD	1:20.647	45 J.HERAULT	46.941	38	42	Pre-74	2:59.788	3:00.220 (38)
39	7 P.WEISS	52.488	7 P.WEISS	1:20.807	42 M.MANGOLD	46.948	39	7	Pre-82	3:00.131	3:01.891 (39)
40	34 J.EYNARD-MACHET	53.208	88 J.DEVAUX	1:20.933	34 J.EYNARD-MACHET	48.343	40	88	Pre-74	3:00.480	
41	62 P.VEBER	53.222	34 J.EYNARD-MACHET	1:21.883	88 J.DEVAUX	48.480	41	34	Pre-82	3:03.434	3:03.849 (40)
42	22 J.MORERE	54.679	6 J.COMTE	1:26.546	6 J.COMTE	49.456	42	6	Pre-74	3:11.019	3:11.019 (41)
43	6 J.COMTE	55.017	22 J.MORERE	1:27.000	22 J.MORERE	50.217	43	22	Pre-82	3:11.896	3:12.517 (42)
44	24 E.ZONTA	59.320	38 P.D'AUBREY	1:30.135	24 E.ZONTA	53.135	44	24	Pre-90	3:25.226	3:30.197 (43)



6-Formula Ford 1600 SUPERSPA Qualifying

Best Top Speed

Team	Car	Class	Top Speed	Top 1		Top 2		Top 3		Top 4		Top 5		
				Kph	Lap	Kph	Lap	Kph	Lap	Kph	Lap	Kph	Lap	
35	RAY GR17	INVITE	J. SVENSSON	210.1	8	204.5	7	204.2	6	202.6	4	202.6	5	204.8
25	SWIFT SC92	Pre-93	P. DESSY	208.1	7	206.9	5	206.9	6	199.6	2	199.6	3	204.2
96	RAY GR17	INVITE	P. MONBARON	206.5	2	203.0	3	176.2	1					195.2
89	VAN DIEMEN RF90	Pre-93	B. MONTEIRO	206.1	2	203.8	4	203.8	5	202.6	3	200.7	6	203.4
19	REYNARD 88F	Pre-90	M. KOZYREFF	205.3	5	204.9	6	198.2	7	189.1	3	188.2	4	197.1
93	SWIFT SC92	Pre-93	R. D'AUBREBY	201.9	6	200.4	7	198.2	3	196.7	5	195.7	2	198.6
73	VAN DIEMEN RF90	Pre-93	F. FRANÇAIS	201.5	7	198.2	6	197.1	3	196.7	5	191.2	2	196.9
83	VAN DIEMEN RF90	Pre-93	A. CILIAN	201.5	3	201.5	7	195.3	4	190.5	5	186.2	6	195.0
14	DULON LD4	Pre-74	N. LEBLOND	201.5	7	191.8	4	189.5	3	188.8	6	184.3	2	191.2
56	REYNARD 85F	Pre-90	C. THETIOT	200.4	5	197.1	4	197.1	6	192.5	2	192.5	7	195.9
91	VAN DIEMEN RF86	Pre-90	F. CHAPPRON	200.0	5	196.7	8	194.9	4	194.6	6	193.9	7	196.0
117	RAY 92F	Pre-93	A. CASTILLOU	199.6	8	198.5	4	198.5	5	198.5	6	197.8	2	198.6
46	VAN DIEMEN RF90	Pre-93	A. DOUSSE	199.3	2	198.9	4	197.1	5	196.7	7	195.7	6	197.5
15	VAN DIEMEN RF90	Pre-93	M. LEBRETON	198.9	2	198.2	4	198.2	5	197.8	3	177.6	1	194.1
69	REYNARD 89F	Pre-90	C. DERIDDER	198.2	5	197.8	4	193.9	6	190.8	2	190.8	7	194.3
1	LOLA T540E	Pre-82	F. BELLE	197.8	4	197.1	2	190.8	3	190.5	7	190.1	6	193.3
10	CROSSLÉ 25F	Pre-82	G. GENECAND	197.4	5	196.0	6	196.0	7	194.2	4	193.9	3	195.5
31	VAN DIEMEN RF90	Pre-93	L. BOUQUET	195.3	3	194.9	5	193.2	6	191.2	7	187.5	4	192.4
51	VAN DIEMEN RF79	Pre-82	NELSON	194.6	2	194.6	3	194.6	4	194.2	5	188.5	6	193.3
168	VAN DIEMEN RF89	Pre-90	D. RIMBERT	194.6	7	193.2	4	192.2	6	191.2	5	189.5	2	192.1
40	MERLYN MK20A	Pre-74	A. SANJUAN	193.9	4	193.2	2	191.5	6	190.1	3	180.3	5	189.8
55	CROSSLÉ 32F	Pre-82	J. BAUDART	193.9	4	192.5	7	191.2	2	186.2	5	186.2	6	190.0
72	CROSSLÉ 20F	Pre-74	P. MCMORRAN	193.9	3	184.0	2	148.8	1					175.6
11	LOTUS 51C	Pre-74	B. WOHRMANN	193.2	6	190.5	7	188.5	4	184.0	5	182.7	3	187.8
23	MARCH 719	Pre-74	T. ROLLET	193.2	2	190.5	5	187.2	7	186.2	3	181.8	6	187.8
37	VAN DIEMEN RF92	Pre-93	J. DIONISOTTI	192.9	6	190.1	2	189.8	3	188.8	4	185.6	5	189.4
61	LOTUS 69F	Pre-74	E. LECLUSE	192.9	2	190.8	3	188.8	6	188.8	7	188.2	4	189.9
44	LOLA T540E	Pre-82	L. FRESNAIS	192.5	2	184.9	4	173.6	1	48.6	3			149.9
39	RAY F71	Pre-74	A. CROCKER	191.8	3	190.8	7	189.8	5	189.5	4	187.8	2	189.9
8	RONDEAU M585	Pre-90	G. ANCENAY	190.8	3	190.5	6	190.1	7	186.5	2	184.0	4	188.4
27	McNAMARA FCA Mk3	Pre-74	R. PREVOST	189.8	2	189.5	5	188.5	4	188.2	3	186.9	6	188.6
68	DULON LD4	Pre-74	M. DUPONT	189.5	4	187.2	3	186.2	2	180.6	5	180.6	7	184.8
172	VAN DIEMEN RF85	Pre-90	T. ABADIE	189.5	7	186.9	5	182.4	4	180.6	3	179.1	2	183.7
45	VAN DIEMEN FA73	Pre-74	J. HERAULT	187.2	5	186.2	2	185.9	6	185.6	4	185.2	7	186.0
16	CROSSLÉ 32F	Pre-82	X. MICHEL	186.5	4	185.6	3	172.5	2	96.4	1			160.3
42	MARCH 719	Pre-74	M. MANGOLD	186.5	2	185.6	3	157.4	4	146.9	1			169.1
22	VAN DIEMEN RF8	Pre-82	J. MORERE	183.1	7	178.5	6	177.3	5	176.8	4	173.1	2	177.8
62	CROSSLÉ 16F	Pre-74	P. VEBER	182.1	7	181.8	6	176.8	2	173.6	5	167.7	3	176.4
7	RAY 80F	Pre-82	P. WEISS	181.8	6	178.8	7	174.2	3	173.1	1	165.4	5	174.7
6	CROSSLÉ 20F	Pre-74	J. COMTE	180.6	3	180.3	6	180.0	7	176.5	5	167.7	4	177.0
48	RONDEAU M584	Pre-90	D. JANIN	180.0	6	177.9	5	172.0	7	168.0	2	163.4	4	172.3
34	CROSSLÉ 32F	Pre-82	J. EYNARD-MACHET	179.7	5	179.4	7	179.1	6	178.8	2	173.1	3	178.0
24	RONDEAU M584	Pre-90	E. ZONTA	163.6	6	161.2	5	158.8	3	158.1	2	155.6	4	159.5
88	CROSSLÉ 16F	Pre-74	J. DEVAUX	160.0	1									160.0
38	VAN DIEMEN RF91	Pre-93	P. D'AUBREBY	127.7	1	99.4	2							113.6




6-Formula Ford 1600 SUPER SPA Qualifying

Sector Analysis

— Invalidated Lap ■ Personal Best ■ Session Best B Crossing the pit lane

Lap	D	Time	Sector 1	Sector 2	Sector 3	T.Spd	Elapsed	Lap	D	Time	Sector 1	Sector 2	Sector 3	T.Spd	Elapsed
1								1.François BELLE							
								LOLA T540E Pre-82							
1	1	3:18.629	1:11.956	1:21.192	45.481	177.6	3:18.629	11	1	3:12.512	1:00.711	1:23.534	48.267	153.4	3:12.512
2	1	2:52.991	50.885	1:15.996	46.110	197.1	6:11.620	2	1	2:59.249	52.664	1:20.219	46.366	170.3	6:11.761
3	1	2:48.647	50.069	1:14.145	44.433	190.8	9:00.267	3	1	2:58.236	52.604	1:18.788	46.844	182.7	9:09.997
4	1	2:48.929	49.884	1:14.561	44.484	197.8	11:49.196	4	1	2:54.935	52.186	1:17.016	45.733	188.5	12:04.932
5	1	2:48.486	50.072	1:14.357	44.057	188.8	14:37.682	5	1	2:58.219	52.802	1:19.059	46.358	184.0	15:03.151
6	1	2:47.852	50.094	1:13.398	44.360	190.1	17:25.534	6	1	2:55.687	51.931	1:17.909	45.847	193.2	17:58.838
7	1	2:47.549	49.845	1:13.518	44.186	190.5	20:13.083	7	1	2:54.664	51.659	1:16.961	46.044	190.5	20:53.502
6								1.Jean-François COMTE							
								CROSSLÉ 20F Pre-74							
1	1	3:38.419	1:10.052	1:35.295	53.072	157.9	3:38.419	11	1	3:28.039	1:14.532	1:25.139	48.368	114.6	3:28.039
2	1	3:17.201	56.514	1:30.130	50.557	158.8	6:55.620	2	1	2:53.212	52.322	1:15.358	45.532	184.3	6:21.251
3	1	3:14.017	55.311	1:28.053	50.653	180.6	10:09.637	3	1	2:53.577	50.666	1:16.647	46.264	189.5	9:14.828
4	1	3:16.550	56.730	1:29.330	50.490	167.7	13:26.187	4	1	2:51.172	51.127	1:14.819	45.226	191.8	12:06.000
5	1	3:14.399	55.827	1:27.401	51.171	176.5	16:40.586	5	1	2:56.015	53.411	1:17.417	45.187	165.1	15:02.015
6	1	3:11.019	55.017	1:26.546	49.456	180.3	19:51.605	6	1	2:50.550	50.769	1:15.402	44.379	188.8	17:52.565
7	1	3:13.104	56.377	1:26.821	49.906	180.0	23:04.709	7	1	2:51.627	49.981	1:15.635	46.011	201.5	20:44.192
7								1.Patrick WEISS							
								RAY 80F Pre-82							
1	1	3:07.685	47.932	1:26.185	53.568	173.1	3:07.685	11	1	3:02.362	59.409	1:18.058	44.895	177.6	3:02.362
2	1	3:18.310	57.293	1:27.473	53.544	145.0	6:25.995	2	1	2:48.031	49.145	1:15.346	43.540	198.9	5:50.393
3	1	3:12.599	55.534	1:26.070	50.995	174.2	9:38.594	3	1	2:48.798	50.523	1:14.539	43.736	197.8	8:39.191
4	1	3:08.498	55.704	1:22.988	49.806	156.5	12:47.092	4	1	2:46.588	49.113	1:13.700	43.775	198.2	11:25.779
5	1	3:10.762	56.610	1:24.970	49.182	165.4	15:57.854	5	1	3:01.579	49.101	1:13.754	58.724	198.2	14:27.358
6	1	3:02.805	54.289	1:21.680	46.836	181.8	19:00.659	16	1	3:02.362	59.409	1:18.058	44.895	177.6	3:02.362
7	1	3:01.891	52.488	1:20.807	48.596	178.8	22:02.550	2	1	2:48.031	49.145	1:15.346	43.540	198.9	5:50.393
8								1.Guillaume ANCENAY							
								RONDEAU M585 Pre-90							
1	1	3:46.207	1:23.421	1:28.822	53.964	138.3	3:46.207	3	1	2:48.798	50.523	1:14.539	43.736	197.8	8:39.191
2	1	3:07.624	52.788	1:25.059	49.777	186.5	6:53.831	4	1	2:46.588	49.113	1:13.700	43.775	198.2	11:25.779
3	1	2:59.857	52.415	1:21.484	45.958	190.8	9:53.688	5	1	3:01.579	49.101	1:13.754	58.724	198.2	14:27.358
4	1	3:01.983	53.049	1:21.270	47.664	184.0	12:55.671	16	1	3:02.362	59.409	1:18.058	44.895	177.6	3:02.362
5	1	3:05.972	53.885	1:23.395	48.692	166.2	16:01.643	2	1	2:48.031	49.145	1:15.346	43.540	198.9	5:50.393
6	1	2:57.014	52.240	1:19.106	45.668	190.5	18:58.657	3	1	2:48.798	50.523	1:14.539	43.736	197.8	8:39.191
7	1	2:55.888	51.541	1:18.099	46.248	190.1	21:54.545	4	1	2:46.588	49.113	1:13.700	43.775	198.2	11:25.779
10								1.Gislain GENECAND							
								CROSSLÉ 25F Pre-82							
1	1	3:29.679	1:21.812	1:21.880	45.987	150.6	3:29.679	4	1	2:52.380	50.696	1:16.357	45.327	186.5	21:34.520
2	1	2:53.489	52.027	1:17.299	44.163	188.8	6:23.168	19	1	2:50.970	43.947	1:21.044	45.979	178.8	2:50.970
3	1	2:51.918	50.459	1:17.050	44.409	193.9	9:15.086	2	1	2:58.604	53.643	1:17.710	47.251	184.9	5:49.574
4	1	2:48.907	50.115	1:14.937	43.855	194.2	12:03.993	3	1	2:52.537	51.834	1:16.539	44.164	189.1	8:42.111
5	1	2:52.540	52.190	1:15.658	44.692	197.4	14:56.533	4	1	2:50.109	49.747	1:16.423	43.939	188.2	11:32.220
6	1	2:48.484	49.818	1:14.469	44.197	196.0	17:45.017	5	1	2:49.337	49.125	1:16.150	44.062	205.3	14:21.557
7	1	2:47.307	50.015	1:13.930	43.362	196.0	20:32.324	6	1	2:49.206	49.562	1:15.898	43.746	204.9	17:10.763
								7	1	2:54.684	51.506	1:18.600	44.578	198.2	20:05.447
11								1.Bob WOHRMANN							
								LOTUS 51C Pre-74							
1	1	3:12.512	1:00.711	1:23.534	48.267	153.4	3:12.512	19	1	2:50.970	43.947	1:21.044	45.979	178.8	2:50.970
2	1	2:59.249	52.664	1:20.219	46.366	170.3	6:11.761	2	1	2:58.604	53.643	1:17.710	47.251	184.9	5:49.574
3	1	2:58.236	52.604	1:18.788	46.844	182.7	9:09.997	3	1	2:52.537	51.834	1:16.539	44.164	189.1	8:42.111
4	1	2:54.935	52.186	1:17.016	45.733	188.5	12:04.932	4	1	2:50.109	49.747	1:16.423	43.939	188.2	11:32.220
5	1	2:58.219	52.802	1:19.059	46.358	184.0	15:03.151	5	1	2:49.337	49.125	1:16.150	44.062	205.3	14:21.557
6	1	2:55.687	51.931	1:17.909	45.847	193.2	17:58.838	6	1	2:49.206	49.562	1:15.898	43.746	204.9	17:10.763
7	1	2:54.664	51.659	1:16.961	46.044	190.5	20:53.502	7	1	2:54.684	51.506	1:18.600	44.578	198.2	20:05.447
14								1.Nicolas LEBLOND							
								DULON LD4 Pre-74							
1	1	3:28.039	1:14.532	1:25.139	48.368	114.6	3:28.039	19	1	2:50.970	43.947	1:21.044	45.979	178.8	2:50.970
2	1	2:53.212	52.322	1:15.358	45.532	184.3	6:21.251	2	1	2:58.604	53.643	1:17.710	47.251	184.9	5:49.574
3	1	2:53.577	50.666	1:16.647	46.264	189.5	9:14.828	3	1	2:52.537	51.834	1:16.539	44.164	189.1	8:42.111
4	1	2:51.172	51.127	1:14.819	45.226	191.8	12:06.000	4	1	2:50.109	49.747	1:16.423	43.939	188.2	11:32.220
5	1	2:56.015	53.411	1:17.417	45.187	165.1	15:02.015	5	1	2:49.337	49.125	1:16.150	44.062	205.3	14:21.557
6	1	2:50.550	50.769	1:15.402	44.379	188.8	17:52.565	6	1	2:49.206	49.562	1:15.898	43.746	204.9	17:10.763
7	1	2:51.627	49.981	1:15.635	46.011	201.5	20:44.192	7	1	2:54.684	51.506	1:18.600	44.578	198.2	20:05.447
15								1.Maxime LEBRETON							
								VAN DIEMEN RF90 Pre-93							
1	1	3:02.362	59.409	1:18.058	44.895	177.6	3:02.362	19	1	2:50.970	43.947	1:21.044	45.979	178.8	2:50.970
2	1	2:48.031	49.145	1:15.346	43.540	198.9	5:50.393	2	1	2:58.604	53.643	1:17.710	47.251	184.9	5:49.574
3	1	2:48.798	50.523	1:14.539	43.736	197.8	8:39.191	3	1	2:52.537	51.834	1:16.539	44.164	189.1	8:42.111
4	1	2:46.588	49.113	1:13.700	43.775	198.2	11:25.779	4	1	2:50.109	49.747	1:16.423	43.939	188.2	11:32.220
5	1	3:01.579	49.101	1:13.754	58.724	198.2	14:27.358	5	1	2:49.337	49.125	1:16.150	44.062	205.3	14:21.557
16								1.Xavier MICHEL							
								CROSSLÉ 32F Pre-82							
1	1	6:17.620	3:36.073	1:36.794	1:04.753	96.4	6:17.620	19	1	2:50.970	43.947	1:21.044	45.979	178.8	2:50.970
2	1	9:33.030	7:27.506	1:19.308	46.216	172.5	15:50.650	2	1	2:58.604	53.643	1:17.710	47.251	184.9	5:49.574
3	1	2:51.490	51.406	1:14.941	45.143	185.6	18:42.140	3	1	2:52.537	51.834	1:16.539	44.164	189.1	8:42.111
4	1	2:52.380	50.696	1:16.357	45.327	186.5	21:34.520	4	1	2:50.109	49.747	1:16.423	43.939	188.2	11:32.220
19															




6-Formula Ford 1600 SUPER SPA Qualifying

Sector Analysis

— Invalidated Lap ■ Personal Best ■ Session Best B Crossing the pit lane

Lap	D	Time	Sector 1	Sector 2	Sector 3	T.Spd	Elapsed	Lap	D	Time	Sector 1	Sector 2	Sector 3	T.Spd	Elapsed
3	1	3:13.850	55.375	1:28.079	50.396	166.9	10:00.307	6	1	2:52.168	50.922	1:16.278	44.968	193.2	17:16.378
4	1	3:17.121	55.517	1:28.759	52.845	176.8	13:17.428	7	1	2:50.292	50.190	1:15.466	44.636	191.2	20:06.670
5	1	3:17.923	56.058	1:27.456	54.409	177.3	16:35.351	34 1.Jean-Pierre EYNARD-MAC CROSSLÉ 32F Pre-82							
6	1	3:12.517	54.998	1:27.000	50.519	178.5	19:47.868								
7	1	4:12.032 B	55.095	1:32.092	1:44.845	183.1	23:59.900	1	1	3:39.782	1:18.445	1:29.411	51.926	152.1	3:39.782
23 1.Tony ROLLET MARCH 719 Pre-74								2	1	3:09.697	54.820	1:26.156	48.721	178.8	6:49.479
1	1	3:36.355	1:19.720	1:28.378	48.257	159.5	3:36.355	3	1	3:07.381	53.302	1:25.736	48.343	173.1	9:56.860
2	1	2:58.237	51.291	1:20.614	46.332	193.2	6:34.592	4	1	3:05.116	53.208	1:23.358	48.550	172.8	13:01.976
3	1	2:55.682	51.686	1:18.015	45.981	186.2	9:30.274	5	1	3:05.396	53.367	1:22.656	49.373	179.7	16:07.372
4	1	2:53.572	51.787	1:16.769	45.016	181.2	12:23.846	6	1	3:04.375	53.828	1:22.137	48.410	179.1	19:11.747
5	1	2:54.048	51.377	1:16.958	45.713	190.5	15:17.894	7	1	3:03.849	53.244	1:21.883	48.722	179.4	22:15.596
6	1	2:53.075	51.582	1:16.167	45.326	181.8	18:10.969	35 1.John SVENSSON RAY GR17 INVITE							
7	1	2:51.374	51.100	1:15.195	45.079	187.2	21:02.343								
24 1.Eva ZONTA RONDEAU M584 Pre-90								1	1	2:37.087	36.716	1:16.642	43.729	185.2	2:37.087
1	1	4:12.392	1:32.838	1:43.849	55.705	127.7	4:12.392	2	1	2:45.384	48.637	1:13.683	43.064	199.3	5:22.471
2	1	3:30.197	1:00.142	1:36.920	53.135	158.1	7:42.589	3	1	2:45.377	48.330	1:13.385	43.662	200.7	8:07.848
3	1	3:32.936	59.320	1:38.562	55.054	158.8	11:15.525	4	1	2:45.417	48.910	1:13.374	43.133	202.6	10:53.265
4	1	3:44.604	1:02.111	1:41.902	1:00.591	155.6	15:00.129	5	1	2:44.251	48.154	1:13.263	42.834	202.6	13:37.516
5	1	3:32.624	1:01.811	1:36.943	53.870	161.2	18:32.753	6	1	2:44.457	48.057	1:13.382	43.018	204.2	16:21.973
6	1	3:30.947	1:01.860	1:32.771	56.316	163.6	22:03.700	7	1	2:44.889	48.083	1:13.893	42.913	204.5	19:06.862
25 1.Pierre DESSY SWIFT SC92 Pre-93								8	1	2:46.729	47.539	1:15.441	43.749	210.1	21:53.591
1	1	3:38.433	1:23.246	1:25.428	49.759	144.2	3:38.433	37 1.Jean DIONISOTTI VAN DIEMEN RF92 Pre-93							
2	1	2:57.564	50.136	1:21.427	46.001	199.6	6:35.997								
3	1	2:55.221	51.414	1:18.494	45.313	199.6	9:31.218	1	1	3:26.892	1:14.907	1:24.169	47.816	178.8	3:26.892
4	1	2:51.448	50.544	1:16.155	44.749	198.5	12:22.666	2	1	2:52.650	51.099	1:16.791	44.760	190.1	6:19.542
5	1	2:46.779	48.823	1:13.997	43.959	206.9	15:09.445	3	1	2:57.362	52.325	1:19.812	45.225	189.8	9:16.904
6	1	2:58.225	49.740	1:17.825	50.660	206.9	18:07.670	4	1	2:49.772	50.217	1:15.678	43.877	188.8	12:06.676
7	1	2:52.090	50.091	1:15.933	46.066	208.1	20:59.760	5	1	2:53.659	51.384	1:16.866	45.409	185.6	15:00.335
27 1.Régis PREVOST McNAMARA FCA Mk3 Pre-74								6	1	2:50.870	50.223	1:16.253	44.394	192.9	17:51.205
1	1	3:27.537	1:11.540	1:27.313	48.684	170.9	3:27.537	7	1	2:58.731	49.824	1:22.225	46.682	182.7	20:49.936
2	1	3:08.086	55.673	1:24.772	47.641	189.8	6:35.623	38 1.Patrick D'AUBREY VAN DIEMEN RF91 Pre-93							
3	1	2:56.341	52.376	1:18.650	45.315	188.2	9:31.964								
4	1	2:53.459	51.360	1:16.799	45.300	188.5	12:25.423	1	1	4:46.235 B	2:08.152	1:30.135	1:07.948	127.7	4:46.235
5	1	2:54.953	51.219	1:18.042	45.692	189.5	15:20.376	2	1	11:51.577 B	9:00.396	1:36.026	1:15.155	99.4	16:37.812
6	1	2:55.339	51.396	1:17.670	46.273	186.9	18:15.715	39 1.Alan CROCKER RAY F71 Pre-74							
7	1	2:54.938	51.659	1:16.872	46.407	186.2	21:10.653								
31 1.Loïc BOUQUET VAN DIEMEN RF90 Pre-93								1	1	3:17.137	1:06.354	1:23.431	47.352	151.0	3:17.137
1	1	2:54.591	45.215	1:22.333	47.043	180.3	2:54.591	2	1	2:56.730	52.314	1:16.770	47.646	187.8	6:13.867
2	1	2:55.316	51.635	1:17.897	45.784	186.2	5:49.907	3	1	2:55.415	51.997	1:17.518	45.900	191.8	9:09.282
3	1	2:52.922	52.449	1:16.002	44.471	195.3	8:42.829	4	1	2:53.466	51.333	1:15.761	46.372	189.5	12:02.748
4	1	2:50.338	49.696	1:16.191	44.451	187.5	11:33.167	5	1	2:53.346	53.171	1:15.469	44.706	189.8	14:56.094
5	1	2:51.043	49.826	1:16.109	45.108	194.9	14:24.210	6	1	2:52.048	50.654	1:15.950	45.444	185.2	17:48.142
6	1	2:50.534	50.592	1:15.288	44.654	190.8	20:38.676	7	1	2:50.534	50.592	1:15.288	44.654	190.8	20:38.676




6-Formula Ford 1600 SUPERSPA Qualifying

Sector Analysis

— Invalidated Lap ■ Personal Best ■ Session Best B Crossing the pit lane

Lap	D	Time	Sector 1	Sector 2	Sector 3	T.Spd	Elapsed	Lap	D	Time	Sector 1	Sector 2	Sector 3	T.Spd	Elapsed
40	1. Augustin SANJUAN MERLYN MK20A Pre-74							4	1	3:06.438	55.081	1:22.879	48.478	163.4	12:59.329
	5	1	3:03.818	53.946	1:21.605	48.267	177.9	16:03.147							
	6	1	2:58.906	52.328	1:19.641	46.937	180.0	19:02.053							
	7	1	3:01.273	52.769	1:20.202	48.302	172.0	22:03.326							
	1	1	3:08.016	59.200	1:20.179	48.637	163.9	3:08.016							
	2	1	2:56.254	51.438	1:18.471	46.345	193.2	6:04.270							
	3	1	2:55.648	51.017	1:17.952	46.679	190.1	8:59.918							
42	1. Manuel MANGOLD MARCH 719 Pre-74							4	1	2:52.897	51.228	1:16.534	45.135	193.9	11:52.815
	5	1	2:54.768	51.201	1:18.246	45.321	180.3	14:47.583							
	6	1	2:50.841	50.392	1:15.392	45.057	191.5	17:38.424							
	1	1	3:46.917	1:30.348	1:27.334	49.235	146.9	3:46.917							
	2	1	3:00.220	52.193	1:21.079	46.948	186.5	6:47.137							
44	1. Laurent FRESNAIS LOLA T540E Pre-82							3	1	3:00.578	52.926	1:20.647	47.005	185.6	9:47.715
	4	1	3:25.839	B 55.006	1:24.537	1:06.296	157.4	13:13.554							
	1	1	3:17.928	1:09.241	1:23.225	45.462	173.6	3:17.928							
	2	1	2:56.936	51.945	1:16.795	48.196	192.5	6:14.864							
	3	1	9:20.052	7:11.657	1:22.669	45.726	48.6	15:34.916							
45	1. Jean-Philippe HERAULT VAN DIEMEN FA73 Pre-74							4	1	2:56.738	51.778	1:14.492	50.468	184.9	18:31.654
	1	1	3:08.596	50.876	1:26.415	51.305	163.9	3:08.596							
	2	1	3:07.459	55.788	1:20.719	50.952	186.2	6:16.055							
	3	1	3:04.638	54.039	1:21.751	48.848	173.1	9:20.693							
	4	1	3:01.071	52.364	1:20.562	48.145	185.6	12:21.764							
	5	1	3:00.694	52.865	1:20.888	46.941	187.2	15:22.458							
	6	1	2:59.650	52.429	1:19.684	47.537	185.9	18:22.108							
	7	1	2:58.829	52.473	1:18.947	47.409	185.2	21:20.937							
46	1. Anaud DOUSSE VAN DIEMEN RF90 Pre-93							5	1	3:00.694	52.865	1:20.888	46.941	187.2	15:22.458
	6	1	2:59.650	52.429	1:19.684	47.537	185.9	18:22.108							
	7	1	2:58.829	52.473	1:18.947	47.409	185.2	21:20.937							
	1	1	3:04.553	58.632	1:19.140	46.781	176.2	3:04.553							
	2	1	2:49.663	50.042	1:15.779	43.842	199.3	5:54.216							
	3	1	2:49.278	49.634	1:15.565	44.079	193.9	8:43.494							
	4	1	2:47.379	49.045	1:14.332	44.002	198.9	11:30.873							
	5	1	2:47.923	49.185	1:14.876	43.862	197.1	14:18.796							
	6	1	2:46.672	49.488	1:13.545	43.639	195.7	17:05.468							
48	1. Daniel JANIN RONDEAU M584 Pre-90							7	1	2:46.414	49.436	1:13.487	43.491	196.7	19:51.882
	8	1	3:26.723	B 59.410	1:24.935	1:02.378	154.7	23:18.605							
	1	1	3:25.526	1:00.141	1:34.377	51.008	137.1	3:25.526							
	2	1	3:18.121	55.480	1:33.217	49.424	168.0	6:43.647							
51	1. NELSON VAN DIEMEN RF79 Pre-82							3	1	3:06.438	55.081	1:22.879	48.478	163.4	12:59.329
	4	1	3:03.818	53.946	1:21.605	48.267	177.9	16:03.147							
	5	1	2:58.906	52.328	1:19.641	46.937	180.0	19:02.053							
	6	1	3:01.273	52.769	1:20.202	48.302	172.0	22:03.326							
	1	1	3:20.513	1:12.393	1:22.397	45.723	169.0	3:20.513							
	2	1	2:53.513	50.270	1:16.608	46.635	194.6	6:14.026							
	3	1	2:49.766	50.296	1:14.426	45.044	194.6	9:03.792							
55	1. Jean-Pierre BAUDART CROSSLÉ 32F Pre-82							4	1	2:51.822	50.246	1:16.748	44.828	194.6	11:55.614
	5	1	2:50.722	50.432	1:15.555	44.735	194.2	14:46.336							
	6	1	2:49.706	50.643	1:14.482	44.581	188.5	17:36.042							
	7	1	2:50.334	50.879	1:14.696	44.759	182.4	20:26.376							
	1	1	3:05.665	49.659	1:29.209	46.797	169.5	3:05.665							
	2	1	2:54.967	51.566	1:17.941	45.460	191.2	6:00.632							
	3	1	2:58.656	51.883	1:20.913	45.860	184.0	8:59.288							
56	1. Claude THETIOT REYNARD 85F Pre-90							4	1	2:53.322	51.563	1:16.216	45.543	193.9	11:52.610
	5	1	2:54.205	51.288	1:16.684	46.233	186.2	14:46.815							
	6	1	2:49.672	50.166	1:14.910	44.596	186.2	17:36.487							
	7	1	2:50.258	50.405	1:15.216	44.637	192.5	20:26.745							
	1	1	3:30.114	1:23.232	1:21.973	44.909	155.4	3:30.114							
	2	1	2:52.640	51.640	1:16.523	44.477	192.5	6:22.754							
	3	1	2:53.331	51.012	1:17.294	45.025	184.6	9:16.085							
61	1. Eric LECLUSE LOTUS 69F Pre-74							4	1	2:50.179	50.859	1:14.742	44.578	197.1	12:06.264
	5	1	2:50.522	50.893	1:15.116	44.513	200.4	14:56.786							
	6	1	2:50.714	50.174	1:15.240	45.300	197.1	17:47.500							
	7	1	2:50.890	51.177	1:14.700	45.013	192.5	20:38.390							
	1	1	2:54.818	41.013	1:26.282	47.523	176.5	2:54.818							
	2	1	2:56.651	51.940	1:19.990	44.721	192.9	5:51.469							
	3	1	2:55.774	51.966	1:17.149	46.659	190.8	8:47.243							
62	1. Philippe VEBER CROSSLÉ 16F Pre-74							4	1	2:53.536	51.216	1:17.705	44.615	188.2	11:40.779
	5	1	2:51.423	49.975	1:16.398	45.050	186.9	14:32.202							
	6	1	2:53.149	50.739	1:17.207	45.203	188.8	17:25.351							
	7	1	3:08.652	B 51.404	1:17.171	1:00.077	188.8	20:34.003							
	1	1	3:27.487	1:02.436	1:33.801	51.250	138.1	3:27.487							
	2	1	3:12.371	54.837	1:29.122	48.412	176.8	6:39.858							




6-Formula Ford 1600 SUPER SPA Qualifying

Sector Analysis

— Invalidated Lap ■ Personal Best ■ Session Best B Crossing the pit lane

Lap	D	Time	Sector 1	Sector 2	Sector 3	T.Spd	Elapsed	Lap	D	Time	Sector 1	Sector 2	Sector 3	T.Spd	Elapsed
68 1.Michel DUPONT DULON LD4 Pre-74															
6	1	3:01.465	53.965	1:20.280	47.220	181.8	18:56.458								
7	1	2:59.245	53.222	1:19.975	46.048	182.1	21:55.703								
1	1	3:04.777	51.593	1:24.990	48.194	166.2	3:04.777								
2	1	2:58.740	53.520	1:18.948	46.272	186.2	6:03.517								
3	1	2:57.492	52.717	1:18.327	46.448	187.2	9:01.009								
4	1	2:58.158	52.159	1:19.366	46.633	189.5	11:59.167								
5	1	2:58.591	53.455	1:17.408	47.728	180.6	14:57.758								
6	1	2:55.932	52.913	1:17.274	45.745	178.8	17:53.690								
7	1	2:56.947	53.298	1:17.225	46.424	180.6	20:50.637								
69 1.Christian DERIDDER REYNARD 89F Pre-90															
1	1	3:03.739	51.433	1:24.649	47.657	178.8	3:03.739								
2	1	2:58.564	52.624	1:20.276	45.664	190.8	6:02.303								
3	1	2:57.833	51.305	1:20.341	46.187	185.9	9:00.136								
4	1	2:56.506	52.325	1:19.066	45.115	197.8	11:56.642								
5	1	2:54.727	51.108	1:17.450	46.169	198.2	14:51.369								
6	1	2:57.698	51.852	1:18.767	47.079	193.9	17:49.067								
7	1	2:54.720	51.265	1:18.102	45.353	190.8	20:43.787								
72 1.Paul MCMORRAN CROSSLÉ 20F Pre-74															
1	1	3:10.644	1:01.873	1:22.585	46.186	148.8	3:10.644								
2	1	2:55.567	53.007	1:17.687	44.873	184.0	6:06.211								
3	1	3:14.406	50.734	1:22.379	1:01.293	193.9	9:20.617								
73 1.Frédéric FRANÇAIS VAN DIEMEN RF90 Pre-93															
1	1	3:31.480	1:22.601	1:23.120	45.759	142.1	3:31.480								
2	1	2:55.040	51.384	1:18.164	45.492	191.2	6:26.520								
3	1	2:51.286	50.961	1:15.195	45.130	197.1	9:17.806								
4	1	2:49.369	49.924	1:15.612	43.833	177.6	12:07.175								
5	1	2:53.047	51.266	1:17.361	44.420	196.7	15:00.222								
6	1	2:50.653	49.999	1:16.229	44.425	198.2	17:50.875								
7	1	2:49.211	49.393	1:15.613	44.205	201.5	20:40.086								
83 1.Arsène CILIAN VAN DIEMEN RF90 Pre-93															
1	1	3:17.621	1:07.900	1:23.792	45.929	167.4	3:17.621								
2	1	2:58.707	53.247	1:18.301	47.159	177.9	6:16.328								
3	1	2:53.900	50.932	1:16.692	46.276	201.5	9:10.228								
4	1	2:52.511	51.217	1:16.147	45.147	195.3	12:02.739								
5	1	2:56.582	53.915	1:17.170	45.497	190.5	14:59.321								
6	1	2:52.911	51.647	1:16.454	44.810	186.2	17:52.232								
7	1	2:52.309	50.094	1:16.807	45.408	201.5	20:44.541								
88 1.Jonathan DEVAUX CROSSLÉ 16F Pre-74															
1	1	3:08.205	58.792	1:20.933	48.480	160.0	3:08.205								
89 1.Benjamin MONTEIRO VAN DIEMEN RF90 Pre-93															
1	1	3:21.248	1:13.180	1:22.217	45.851	178.2	3:21.248								
2	1	2:53.062	49.509	1:16.987	46.566	206.1	6:14.310								
3	1	2:52.128	50.926	1:17.152	44.050	202.6	9:06.438								
4	1	2:50.442	49.179	1:16.953	44.310	203.8	11:56.880								
5	1	2:48.102	48.875	1:15.202	44.025	203.8	14:44.982								
6	1	2:47.739	49.268	1:14.999	43.472	200.7	17:32.721								
7	1	3:09.401 B	50.884	1:17.410	1:01.107	194.2	20:42.122								
91 1.Fabien CHAPPRON VAN DIEMEN RF86 Pre-90															
1	1	2:51.971	45.947	1:20.521	45.503	180.9	2:51.971								
2	1	2:57.908	51.894	1:15.852	50.162	181.5	5:49.879								
3	1	2:51.708	51.308	1:15.824	44.576	184.3	8:41.587								
4	1	2:49.827	50.035	1:15.198	44.594	194.9	11:31.414								
5	1	2:49.236	49.222	1:15.304	44.710	200.0	14:20.650								
6	1	2:48.634	50.046	1:14.398	44.190	194.6	17:09.284								
7	1	2:49.675	50.213	1:14.660	44.802	193.9	19:58.959								
8	1	2:53.678	50.409	1:18.218	45.051	196.7	22:52.637								
93 1.Rémy D'AUBREBY SWIFT SC92 Pre-93															
1	1	3:24.714	1:14.080	1:23.807	46.827	169.3	3:24.714								
2	1	2:51.945	50.271	1:16.001	45.673	195.7	6:16.659								
3	1	2:57.018	53.240	1:15.948	47.830	198.2	9:13.677								
4	1	2:49.729	50.530	1:15.504	43.695	195.7	12:03.406								
5	1	2:51.233	51.944	1:15.597	43.692	196.7	14:54.639								
6	1	2:49.552	49.453	1:15.826	44.273	201.9	17:44.191								
7	1	2:48.618	49.970	1:14.510	44.138	200.4	20:32.809								
96 1.Pascal MONBARON RAY GR17 INVITE															
1	1	2:59.610	58.358	1:17.019	44.233	176.2	2:59.610								
2	1	2:47.829	48.131	1:15.848	43.850	206.5	5:47.439								
3	1	2:44.491	48.517	1:13.073	42.901	203.0	8:31.930								
117 1.Axel CASTILLOU RAY 92F Pre-93															
1	1	2:39.286	38.281	1:16.883	44.122	186.5	2:39.286								
2	1	2:47.682	49.429	1:14.466	43.787	197.8	5:26.968								
3	1	2:47.669	49.131	1:14.815	43.723	197.8	8:14.637								
4	1	2:47.402	49.103	1:14.614	43.685	198.5	11:02.039								
5	1	2:47.071	49.121	1:14.422	43.528	198.5	13:49.110								
6	1	2:46.864	49.063	1:14.301	43.500	198.5	16:35.974								



6-Formula Ford 1600 SUPER SPA Qualifying

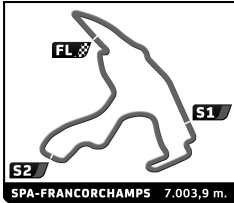
Sector Analysis

_ Invalidated Lap
 ■ Personal Best
 ■ Session Best
 ■ Crossing the pit lane

Lap	D	Time	Sector 1	Sector 2	Sector 3	T.Spd	Elapsed	Lap	D	Time	Sector 1	Sector 2	Sector 3	T.Spd	Elapsed
7	1	2:45.998	48.987	1:13.458	43.553	197.8	19:21.972								
8	1	2:46.223	48.885	1:13.883	43.455	199.6	22:08.195								

168		1. Dean RIMBERT		VAN DIEMEN RF89		Pre-90	
1	1	2:55.242	48.834	1:20.019	46.389	173.9	2:55.242
2	1	2:54.887	51.611	1:17.743	45.533	189.5	5:50.129
3	1	2:59.017	53.510	1:20.395	45.112	172.5	8:49.146
4	1	2:50.997	50.793	1:15.663	44.541	193.2	11:40.143
5	1	2:49.396	50.388	1:14.632	44.376	191.2	14:29.539
6	1	2:49.558	50.361	1:14.961	44.236	192.2	17:19.097
7	1	2:48.216	50.002	1:14.131	44.083	194.6	20:07.313

172		1. Tanguy ABADIE		VAN DIEMEN RF85		Pre-90	
1	1	3:02.118	49.356	1:25.843	46.919	163.4	3:02.118
2	1	2:59.572	52.040	1:22.007	45.525	179.1	6:01.690
3	1	2:56.326	51.115	1:19.175	46.036	180.6	8:58.016
4	1	2:59.785	51.689	1:21.470	46.626	182.4	11:57.801
5	1	2:55.979	50.589	1:18.718	46.672	186.9	14:53.780
6	1	2:59.590	51.458	1:20.809	47.323	175.9	17:53.370
7	1	2:58.513	53.368	1:18.626	46.519	189.5	20:51.883



6-Formula Ford 1600 SUPERSPA

Race 1 (25 Minutes)

Final Starting Grid


Jonathan DEVAUX	88	- 23 -		
3:30.197				
Eva ZONTA	24	- 22 -	38	Patrick D'AUBREY
3:11.019				3:12.517
Jean-François COMTE	6	- 21 -	22	Jean-Luc MORERE
3:01.891				3:03.849
Patrick WEISS	7	- 20 -	34	Jean-Pierre EYNARD-MACHET
2:59.245				3:00.220
Philippe VEBER	62	- 19 -	42	Manuel MANGOLD
2:58.829				2:58.906
Jean-Philippe HERAULT	45	- 18 -	48	Daniel JANIN
2:55.979				2:56.738
Tanguy ABADIE	172	- 17 -	44	Laurent FRESNAIS
2:55.888				2:55.932
Guillaume ANCENAY	8	- 16 -	68	Michel DUPONT
2:54.720				2:55.567
Christian DERIDDER	69	- 15 -	72	Paul MCMORRAN
2:53.536				2:54.664
Eric LECLUSE	61	- 14 -	11	Bob WOHRMANN
2:52.309				2:53.459
Arsène CILIAN	83	- 13 -	27	Régis PREVOST
2:51.448				2:51.490
Pierre DESSY	25	- 12 -	16	Xavier MICHEL
2:50.841				2:51.374
Augustin SANJUAN	40	- 11 -	23	Tony ROLLET
2:50.534				2:50.550
Alan CROCKER	39	- 10 -	14	Nicolas LEBLOND
2:50.179				2:50.292
Claude THETIOT	56	- 9 -	31	Loïc BOUQUET
2:49.766				2:49.772
NELSON	51	- 8 -	37	Jean DIONISOTTI
2:49.211				2:49.672
Frédéric FRANÇAIS	73	- 7 -	55	Jean-Pierre BAUDART
2:48.634				2:49.206
Fabien CHAPPRON	91	- 6 -	19	Michel KOZYREFF
2:48.216				2:48.618
Dean RIMBERT	168	- 5 -	93	Rémy D'AUBREY
2:47.549				2:47.739
François BELLE	1	- 4 -	89	Benjamin MONTEIRO
2:46.588				2:47.307
Maxime LEBRETON	15	- 3 -	10	Gislain GENECAND
2:45.998				2:46.414
Axel CASTILLOU	117	- 2 -	46	Arnaud DOUSSE
2:44.251				2:44.491
John SVENSSON	35	- 1 -	96	Pascal MONBARON

Pole



CARS #38 & #88 - MOVED TO BACK OF THE GRID RESPECTIVELY

Stewards			Timekeeper
Joost DEMEESTERE, Chairman	Jan DHONDT	Peter GEENS	Alvaro Montilla



6-Formula Ford 1600

6-Formula Ford 1600

Race 1 (25 Minutes)

Amended

Final Classification

No Drivers	Team	Car	Cl.	Laps	Total Time	Gap	Kph	Best Lap	
								Lap	Time
1	96 P. MONBARON	RAY GR17	INVITE	8	25:52.673	-	129.6	6	2:45.001
2	35 J. SVENSSON	RAY GR17	INVITE	8	25:52.843	+0.170	129.6	8	2:44.931
3	117 A. CASTILLOU	RAY 92F	Pre-93	8	25:53.374	+0.701	129.6	8	2:44.726
4	46 A. DOUSSE	VAN DIEMEN RF90	Pre-93	8	25:54.333	+1.660	129.5	6	2:45.062
5	15 M. LEBRETON	VAN DIEMEN RF90	Pre-93	8	25:54.620	+1.947	129.5	8	2:45.412
6	1 F. BELLE	LOLA T540E	Pre-82	8	26:01.976	+9.303	128.9	7	2:47.377
7	91 F. CHAPPRON	VAN DIEMEN RF86	Pre-90	8	26:07.801	+15.128	128.4	6	2:48.950
8	89 B. MONTEIRO	VAN DIEMEN RF90	Pre-93	8	26:07.819	+15.146	128.4	2	2:48.385
9	51 . NELSON	VAN DIEMEN RF79	Pre-82	8	26:08.064	+15.391	128.4	6	2:48.177
10	168 D. RIMBERT	VAN DIEMEN RF89	Pre-90	8	26:08.520	+15.847	128.3	6	2:48.755
11	10 G. GENECAND	CROSSLÉ 25F	Pre-82	8	26:08.796	+16.123	128.3	2	2:48.969
12	16 X. MICHEL	CROSSLÉ 32F	Pre-82	8	26:10.295	+17.622	128.2	2	2:48.173
13	44 L. FRESNAIS	LOLA T540E	Pre-82	8	26:18.453	+25.780	127.5	7	2:49.941
14	39 A. CROCKER	RAY F71	Pre-74	8	26:18.985	+26.312	127.5	7	2:49.820
15	55 J. BAUDART	CROSSLÉ 32F	Pre-82	8	26:19.389	+26.716	127.4	7	2:50.882
16	23 T. ROLLET	MARCH 719	Pre-74	8	26:19.793	+27.120	127.4	8	2:50.376
17	14 N. LEBLOND	DULON DL4	Pre-74	8	26:21.781	+29.108	127.2	7	2:51.503
18	72 P. MCMORRAN	CROSSLÉ 20F	Pre-74	8	26:27.180	+34.507	126.8	7	2:51.636
19	83 A. CILIAN	VAN DIEMEN RF90	Pre-93	8	26:28.319	+35.646	126.7	7	2:52.070
20	61 E. LECLUSE	LOTUS 69F	Pre-74	8	26:29.461	+36.788	126.6	7	2:53.855
21	73 F. FRANÇAIS	VAN DIEMEN RF90	Pre-93	8	26:29.500	+36.827	126.6	2	2:49.806
22	8 G. ANCENAY	RONDEAU M585	Pre-90	8	26:29.764	+37.091	126.6	7	2:53.260
23	69 C. DERIDDER	REYNARD 89F	Pre-90	8	26:32.966	+40.293	126.4	7	2:53.942
24	11 B. WOHRMANN	LOTUS 51C	Pre-74	8	26:33.539	+40.866	126.3	7	2:52.979
25	45 J. HERAULT	VAN DIEMEN FA73	Pre-74	8	26:34.381	+41.708	126.2	7	2:53.818
26	25 P. DESSY	SWIFT SC92	Pre-93	8	26:35.003	+42.330	126.2	2	2:50.276
27	27 R. PREVOST	McNAMARA FCA Mk3	Pre-74	8	26:35.872	+43.199	126.1	7	2:52.941
28	40 A. SANJUAN	MERLYN MK20A	Pre-74	8	26:36.164	+43.491	126.1	7	2:51.652
29	68 M. DUPONT	DULON LD4	Pre-74	8	26:36.832	+44.159	126.0	7	2:54.293
30	172 T. ABADIE	VAN DIEMEN RF85	Pre-90	8	26:37.267	+44.594	126.0	7	2:54.147
31	34 J. EYNARD-MACHET	CROSSLÉ 32F	Pre-82	8	26:47.731	+55.058	125.2	8	2:57.975
32	62 P. VEBER	CROSSLÉ 16F	Pre-74	8	26:54.920	+1:02.247	124.6	6	2:59.324
33	48 D. JANIN	RONDEAU M584	Pre-90	8	26:57.336	+1:04.663	124.4	7	3:00.316
34	6 J. COMTE	CROSSLÉ 20F	Pre-74	8	27:20.031	+1:27.358	122.7	8	3:07.571
35	22 J. MORERE	VAN DIEMEN RF8	Pre-82	8	27:53.696	+2:01.023	120.3	2	3:13.830
36	24 E. ZONTA	RONDEAU M584	Pre-90	8	28:08.029	+2:15.356	119.2	6	3:21.072
37	7 P. WEISS	RAY 80F	Pre-82	7	23:50.435	1 Lap	123.1	7	2:57.843
38	93 R. D'AUBREY	SWIFT SC92	Pre-93	7	28:11.008	1 Lap	104.1	2	2:52.207
39	42 M. MANGOLD	MARCH 719	Pre-74	6	20:47.289	2 Laps	120.9	2	2:57.297
40	19 M. KOZYREFF	REYNARD 88F	Pre-90	6	21:02.578	2 Laps	119.5	2	2:50.758
41	56 C. THETIOT	REYNARD 85F	Pre-90	2	5:48.971	6 Laps	143.2	2	2:51.078
42	31 L. BOUQUET	VAN DIEMEN RF90	Pre-93	2	5:49.082	6 Laps	143.2	2	2:50.067
43	88 J. DEVAUX	CROSSLÉ 16F	Pre-74	1	3:09.193	7 Laps	131.0		

Not Started

37 J. DIONISSOTTI	VAN DIEMEN RF92	Pre-93
38 P. D'AUBREY	VAN DIEMEN RF91	Pre-93

Pole Position:

Fastest Lap:


Lap 8	Axel CASTILLOU	2:44.726	153.1 Kph
-------	----------------	----------	-----------

CLASSIFICATION AMENDED FOR CARS #31 & #56 REORDERED

Published at:

Track Status: **DRY**

Stewards Joost DEMEESTERE, Chairman		Jan DHONDT	Peter GEENS	Timekeeper Alvaro Montilla
-----------------------------------------------	--	------------	-------------	------------------------------------------



6-Formula Ford 1600 6-Formula Ford 1600 Race 1 (25 Minutes)

Amended

Final Classification by Class


No Drivers		Team	Car	Laps	Total Time	Gap	Kph	Best Lap		
Lap	Time	Kph								
Pre-82										
1	1 F. BELLE		LOLA T540E	8	26:01.976		128.9	7	2:47.377	150.6
2	51. NELSON		VAN DIEMEN RF79	8	26:08.064	+6.088	128.4	6	2:48.177	149.9
3	10 G. GENECAND		CROSSLÉ 25F	8	26:08.796	+6.820	128.3	2	2:48.969	149.2
4	16 X. MICHEL		CROSSLÉ 32F	8	26:10.295	+8.319	128.2	2	2:48.173	149.9
5	44 L. FRESNAIS		LOLA T540E	8	26:18.453	+16.477	127.5	7	2:49.941	148.4
6	55 J. BAUDART		CROSSLÉ 32F	8	26:19.389	+17.413	127.4	7	2:50.882	147.6
7	34 J. EYNARD-MACHET		CROSSLÉ 32F	8	26:47.731	+45.755	125.2	8	2:57.975	141.7
8	22 J. MORERE		VAN DIEMEN RF8	8	27:53.696	+1'51.720	120.3	2	3:13.830	130.1
9	7 P. WEISS		RAY 80F	7	23:50.435		1 Lap 123.1	7	2:57.843	141.8
Pre-74										
1	39 A. CROCKER		RAY F71	8	26:18.985		127.5	7	2:49.820	148.5
2	23 T. ROLLET		MARCH 719	8	26:19.793	+0.808	127.4	8	2:50.376	148.0
3	14 N. LEBLOND		DULON DL4	8	26:21.781	+2.796	127.2	7	2:51.503	147.0
4	72 P. MCMORRAN		CROSSLÉ 20F	8	26:27.180	+8.195	126.8	7	2:51.636	146.9
5	61 E. LECLUSE		LOTUS 69F	8	26:29.461	+10.476	126.6	7	2:53.855	145.0
6	11 B. WOHRMANN		LOTUS 51C	8	26:33.539	+14.554	126.3	7	2:52.979	145.8
7	45 J. HERAULT		VAN DIEMEN FA73	8	26:34.381	+15.396	126.2	7	2:53.818	145.1
8	27 R. PREVOST		McNAMARA FCA Mk3	8	26:35.872	+16.887	126.1	7	2:52.941	145.8
9	40 A. SANJUAN		MERLYN MK20A	8	26:36.164	+17.179	126.1	7	2:51.652	146.9
10	68 M. DUPONT		DULON LD4	8	26:36.832	+17.847	126.0	7	2:54.293	144.7
11	62 P. VEBER		CROSSLÉ 16F	8	26:54.920	+35.935	124.6	6	2:59.324	140.6
12	6 J. COMTE		CROSSLÉ 20F	8	27:20.031	+1'01.046	122.7	8	3:07.571	134.4
13	42 M. MANGOLD		MARCH 719	6	20:47.289		2 Laps 120.9	2	2:57.297	142.2
14	88 J. DEVAUX		CROSSLÉ 16F	1	3:09.193		7 Laps 131.0			
Pre-90										
1	91 F. CHAPPRON		VAN DIEMEN RF86	8	26:07.801		128.4	6	2:48.950	149.2
2	168 D. RIMBERT		VAN DIEMEN RF89	8	26:08.520	+0.719	128.3	6	2:48.755	149.4
3	8 G. ANCENAY		RONDEAU M585	8	26:29.764	+21.963	126.6	7	2:53.260	145.5
4	69 C. DERIDDER		REYNARD 89F	8	26:32.966	+25.165	126.4	7	2:53.942	145.0
5	172 T. ABADIE		VAN DIEMEN RF85	8	26:37.267	+29.466	126.0	7	2:54.147	144.8
6	48 D. JANIN		RONDEAU M584	8	26:57.336	+49.535	124.4	7	3:00.316	139.8
7	24 E. ZONTA		RONDEAU M584	8	28:08.029	+2'00.228	119.2	6	3:21.072	125.4
8	19 M. KOZYREFF		REYNARD 88F	6	21:02.578		2 Laps 119.5	2	2:50.758	147.7
9	56 C. THETIOT		REYNARD 85F	2	5:48.971		6 Laps 143.2	2	2:51.078	147.4
Pre-93										
1	117 A. CASTILLOU		RAY 92F	8	25:53.374		129.6	8	2:44.726	153.1
2	46 A. DOUSSE		VAN DIEMEN RF90	8	25:54.333	+0.959	129.5	6	2:45.062	152.8
3	15 M. LEBRETON		VAN DIEMEN RF90	8	25:54.620	+1.246	129.5	8	2:45.412	152.4
4	89 B. MONTEIRO		VAN DIEMEN RF90	8	26:07.819	+14.445	128.4	2	2:48.385	149.7
5	83 A. CILIAN		VAN DIEMEN RF90	8	26:28.319	+34.945	126.7	7	2:52.070	146.5
6	73 F. FRANÇAIS		VAN DIEMEN RF90	8	26:29.500	+36.126	126.6	2	2:49.806	148.5
7	25 P. DESSY		SWIFT SC92	8	26:35.003	+41.629	126.2	2	2:50.276	148.1
8	93 R. D'AUBREBY		SWIFT SC92	7	28:11.008		1 Lap 104.1	2	2:52.207	146.4
9	31 L. BOUQUET		VAN DIEMEN RF90	2	5:49.082		6 Laps 143.2	2	2:50.067	148.3
Not Started										
	37 J. DIONISOTTI		VAN DIEMEN RF92							
	38 P. D'AUBREBY		VAN DIEMEN RF91							
INVITE										
1	96 P. MONBARON		RAY GR17	8	25:52.673		129.6	6	2:45.001	152.8
2	35 J. SVENSSON		RAY GR17	8	25:52.843	+0.170	129.6	8	2:44.931	152.9

CLASSIFICATION AMENDED FOR CARS #31 & #56 REORDERED

Published at:

Track Status: **DRY**

Stewards Joost DEMEESTERE, Chairman		Jan DHONDT	Peter GEENS	Timekeeper Alvaro Montilla	



6-Formula Ford 1600

6-Formula Ford 1600

Race 1

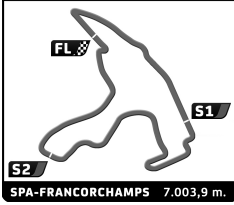
Amended

Final Classification by Driver Fastest Lap

No	Team	Car	Class	Driver	Time Lap	Total	Gap	Kph
1	117	RAY 92F	Pre-93	Axel CASTILLOU	2:44.726	8	8	153.1
2	35	RAY GR17	INVITE	John SVENSSON	2:44.931	8	8	0.205 0.205 152.9
3	96	RAY GR17	INVITE	Pascal MONBARON	2:45.001	6	8	0.275 0.070 152.8
4	46	VAN DIEMEN RF90	Pre-93	Arnaud DOUSSE	2:45.062	6	8	0.336 0.061 152.8
5	15	VAN DIEMEN RF90	Pre-93	Maxime LEBRETON	2:45.412	8	8	0.686 0.350 152.4
6	1	LOLA T540E	Pre-82	François BELLE	2:47.377	7	8	2.651 1.965 150.6
7	16	CROSSLÉ 32F	Pre-82	Xavier MICHEL	2:48.173	2	8	3.447 0.796 149.9
8	51	VAN DIEMEN RF79	Pre-82	NELSON	2:48.177	6	8	3.451 0.004 149.9
9	89	VAN DIEMEN RF90	Pre-93	Benjamin MONTEIRO	2:48.385	2	8	3.659 0.208 149.7
10	168	VAN DIEMEN RF89	Pre-90	Dean RIMBERT	2:48.755	6	8	4.029 0.370 149.4
11	91	VAN DIEMEN RF86	Pre-90	Fabien CHAPPRON	2:48.950	6	8	4.224 0.195 149.2
12	10	CROSSLÉ 25F	Pre-82	Gislain GENECAND	2:48.969	2	8	4.243 0.019 149.2
13	73	VAN DIEMEN RF90	Pre-93	Frédéric FRANÇAIS	2:49.806	2	8	5.080 0.837 148.5
14	39	RAY F71	Pre-74	Alan CROCKER	2:49.820	7	8	5.094 0.014 148.5
15	44	LOLA T540E	Pre-82	Laurent FRESNAIS	2:49.941	7	8	5.215 0.121 148.4
16	31	VAN DIEMEN RF90	Pre-93	Loïc BOUQUET	2:50.067	2	2	5.341 0.126 148.3
17	25	SWIFT SC92	Pre-93	Pierre DESSY	2:50.276	2	8	5.550 0.209 148.1
18	23	MARCH 719	Pre-74	Tony ROLLET	2:50.376	8	8	5.650 0.100 148.0
19	19	REYNARD 88F	Pre-90	Michel KOZYREFF	2:50.758	2	6	6.032 0.382 147.7
20	55	CROSSLÉ 32F	Pre-82	Jean-Pierre BAUDART	2:50.882	7	8	6.156 0.124 147.6
21	56	REYNARD 85F	Pre-90	Claude THETIOT	2:51.078	2	2	6.352 0.196 147.4
22	14	DULON DL4	Pre-74	Nicolas LEBLOND	2:51.503	7	8	6.777 0.425 147.0
23	72	CROSSLÉ 20F	Pre-74	Paul MCMORRAN	2:51.636	7	8	6.910 0.133 146.9
24	40	MERLYN MK20A	Pre-74	Augustin SANJUAN	2:51.652	7	8	6.926 0.016 146.9
25	83	VAN DIEMEN RF90	Pre-93	Arsène CILIAN	2:52.070	7	8	7.344 0.418 146.5
26	93	SWIFT SC92	Pre-93	Rémy D'AUBREBY	2:52.207	2	7	7.481 0.137 146.4
27	27	McNAMARA FCA Mk3	Pre-74	Régis PREVOST	2:52.941	7	8	8.215 0.734 145.8
28	11	LOTUS 51C	Pre-74	Bob WOHRMANN	2:52.979	7	8	8.253 0.038 145.8
29	8	RONDEAU M585	Pre-90	Guillaume ANCENAY	2:53.260	7	8	8.534 0.281 145.5
30	45	VAN DIEMEN FA73	Pre-74	Jean-Philippe HERAULT	2:53.818	7	8	9.092 0.558 145.1
31	61	LOTUS 69F	Pre-74	Eric LECLUSE	2:53.855	7	8	9.129 0.037 145.0
32	69	REYNARD 89F	Pre-90	Christian DERIDDER	2:53.942	7	8	9.216 0.087 145.0
33	172	VAN DIEMEN RF85	Pre-90	Tanguy ABADIE	2:54.147	7	8	9.421 0.205 144.8
34	68	DULON LD4	Pre-74	Michel DUPONT	2:54.293	7	8	9.567 0.146 144.7
35	42	MARCH 719	Pre-74	Manuel MANGOLD	2:57.297	2	6	12.571 3.004 142.2
36	7	RAY 80F	Pre-82	Patrick WEISS	2:57.843	7	7	13.117 0.546 141.8
37	34	CROSSLÉ 32F	Pre-82	Jean-Pierre EYNARD-MACHET	2:57.975	8	8	13.249 0.132 141.7
38	62	CROSSLÉ 16F	Pre-74	Philippe VEBER	2:59.324	6	8	14.598 1.349 140.6
39	48	RONDEAU M584	Pre-90	Daniel JANIN	3:00.316	7	8	15.590 0.992 139.8
40	6	CROSSLÉ 20F	Pre-74	Jean-François COMTE	3:07.571	8	8	22.845 7.255 134.4
41	22	VAN DIEMEN RF8	Pre-82	Jean-Luc MORERE	3:13.830	2	8	29.104 6.259 130.1
42	24	RONDEAU M584	Pre-90	Eva ZONTA	3:21.072	6	8	36.346 7.242 125.4
43	88	CROSSLÉ 16F	Pre-74	Jonathan DEVAUX			1	
44	37	VAN DIEMEN RF92	Pre-93	Jean DIONISOTTI				
45	38	VAN DIEMEN RF91	Pre-93	Patrick D'AUBREBY				

Published at:

Stewards Joost DEMEESTERE, Chairman Jan DHONDT Peter GEENS			Timekeeper Alvaro Montilla 
----------------------------------------------------------------------------	--	--	-------------------------------------------------------------------------------------------------------------------------------



6-Formula Ford 1600

Amended

6-Formula Ford 1600

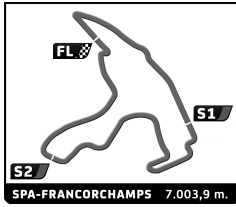
Race 1

Lap Chart

Lap

No	Pos	1	2	3	4	5	6	7	8
35	1	35	35	35	35	35	35	96	96
96	2	96	96	117	117	117	96	35	35
117	3	117	117	96	96	96	46	46	117
46	4	46	46	46	46	46	15	117	46
10	5	10	15	15	15	15	117	15	15
15	6	15	10	10	10	10	1	1	1
89	7	89	89	1	1	1	10	10	91
1	8	1	1	89	89	89	89	91	89
93	9	93	93	91	91	91	51	51	51
168	10	168	19	51	51	51	91	168	168
19	11	19	168	168	168	168	168	89	10
91	12	91	91	19	19	19	16	16	16
51	13	51	51	73	73	73	73	73	44
56	14	56	56	39	39	39	55	44	39
55	15	55	31	16	16	16	44	55	55
31	16	31	73	55	55	55	14	39	23
73	17	73	55	14	14	14	23	23	14
14	18	14	39	44	44	44	39	14	72
23	19	23	16	23	23	23	61	72	83
39	20	39	14	25	25	25	8	61	61
16	21	16	23	8	8	8	72	8	73
8	22	8	25	61	61	61	83	83	8
61	23	61	8	83	83	83	25	11	69
27	24	27	44	72	72	72	69	69	11
44	25	44	61	11	11	69	11	27	45
25	26	25	83	69	69	11	45	45	25
69	27	69	72	45	45	45	68	68	27
83	28	83	11	68	68	68	27	25	40
72	29	72	69	42	42	42	42	172	68
11	30	11	68	172	172	172	172	40	172
68	31	68	45	93	34	34	34	34	34
88	32	88	42	34	27	27	40	7	62
45	33	45	172	27	7	7	7	48	48
42	34	42	48	7	48	48	48	62	6
172	35	172	34	48	40	40	62	6	22
48	36	48	27	40	62	62	19	22	24
34	37	34	7	62	6	6	6	24	
7	38	7	40	6	22	22	22	93	
62	39	62	62	22	24	24	24		
6	40	6	6	24	93	93	93		
22	41	22	22						
40	42	40	24						
24	43	24							
37									
38									





6-Formula Ford 1600

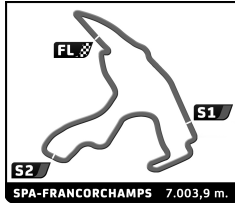
6-Formula Ford 1600

Race 1

Amended

Best Sector Times

Sector 1		Sector 2		Sector 3		No Team	Class	Ideal Lap	Best Lap		
No Driver	Time	No Driver	Time	No Driver	Time						
1	117 A.CASTILLOU	47.956	96 P.MONBARON	1:13.371	35 J.SVENSSON	42.162	1	35	INVITE	2:44.013	2:44.931 (2)
2	96 P.MONBARON	48.034	117 A.CASTILLOU	1:13.561	15 M.LEBRETON	42.647	2	96	INVITE	2:44.121	2:45.001 (3)
3	35 J.SVENSSON	48.182	1 F.BELLE	1:13.577	46 A.DOUSSE	42.662	3	117	Pre-93	2:44.267	2:44.726 (1)
4	46 A.DOUSSE	48.191	15 M.LEBRETON	1:13.589	96 P.MONBARON	42.716	4	15	Pre-93	2:44.475	2:45.412 (5)
5	15 M.LEBRETON	48.239	35 J.SVENSSON	1:13.669	117 A.CASTILLOU	42.750	5	46	Pre-93	2:44.779	2:45.062 (4)
6	89 B.MONTEIRO	48.607	16 X.MICHEL	1:13.693	1 F.BELLE	43.548	6	1	Pre-82	2:46.014	2:47.377 (6)
7	1 F.BELLE	48.889	46 A.DOUSSE	1:13.926	51 NELSON	43.627	7	16	Pre-82	2:47.296	2:48.173 (7)
8	10 G.GENECAND	48.923	93 R.D'AUBREY	1:14.412	89 B.MONTEIRO	43.676	8	89	Pre-93	2:47.495	2:48.385 (9)
9	25 P.DESSY	49.126	44 L.FRESNAIS	1:14.576	16 X.MICHEL	43.694	9	10	Pre-82	2:47.524	2:48.969 (12)
10	91 F.CHAPPRON	49.139	39 A.CROCKER	1:14.655	91 F.CHAPPRON	43.706	10	51	Pre-82	2:48.177	2:48.177 (8)
11	51 NELSON	49.220	10 G.GENECAND	1:14.793	10 G.GENECAND	43.808	11	73	Pre-93	2:48.270	2:49.806 (13)
12	168 D.RIMBERT	49.399	73 F.FRANCAIS	1:14.831	93 R.D'AUBREY	43.866	12	168	Pre-90	2:48.417	2:48.755 (10)
13	19 M.KOZYREFF	49.451	168 D.RIMBERT	1:15.076	19 M.KOZYREFF	43.898	13	91	Pre-90	2:48.464	2:48.950 (11)
14	73 F.FRANCAIS	49.525	14 N.LEBLOND	1:15.119	73 F.FRANCAIS	43.914	14	39	Pre-74	2:48.808	2:49.820 (14)
15	31 L.BOUQUET	49.633	55 J.BAUDART	1:15.182	168 D.RIMBERT	43.942	15	44	Pre-82	2:49.228	2:49.941 (15)
16	23 T.ROLLET	49.809	89 B.MONTEIRO	1:15.212	56 C.THETIOT	44.159	16	23	Pre-74	2:49.493	2:50.376 (18)
17	16 X.MICHEL	49.909	51 NELSON	1:15.330	39 A.CROCKER	44.216	17	93	Pre-93	2:49.565	2:52.207 (26)
18	39 A.CROCKER	49.937	23 T.ROLLET	1:15.395	31 L.BOUQUET	44.265	18	19	Pre-90	2:49.609	2:50.758 (19)
19	44 L.FRESNAIS	50.184	91 F.CHAPPRON	1:15.619	72 P.MCMORRAN	44.287	19	25	Pre-93	2:49.734	2:50.276 (17)
20	14 N.LEBLOND	50.272	40 A.SANJUAN	1:15.850	23 T.ROLLET	44.289	20	55	Pre-82	2:49.854	2:50.882 (20)
21	40 A.SANJUAN	50.290	31 L.BOUQUET	1:16.169	55 J.BAUDART	44.293	21	31	Pre-93	2:50.067	2:50.067 (16)
22	83 A.CILIAN	50.330	56 C.THETIOT	1:16.175	25 P.DESSY	44.378	22	14	Pre-74	2:50.256	2:51.503 (22)
23	55 J.BAUDART	50.379	25 P.DESSY	1:16.230	83 A.CILIAN	44.463	23	40	Pre-74	2:50.709	2:51.652 (24)
24	56 C.THETIOT	50.422	19 M.KOZYREFF	1:16.260	44 L.FRESNAIS	44.468	24	56	Pre-90	2:50.756	2:51.078 (21)
25	72 P.MCMORRAN	50.488	72 P.MCMORRAN	1:16.755	40 A.SANJUAN	44.569	25	72	Pre-74	2:51.530	2:51.636 (23)
26	27 R.PREVOST	50.606	61 E.LECLUSE	1:16.844	61 E.LECLUSE	44.580	26	83	Pre-93	2:51.724	2:52.070 (25)
27	172 T.ABADIE	50.627	83 A.CILIAN	1:16.931	8 G.ANCENAY	44.769	27	61	Pre-74	2:52.472	2:53.855 (31)
28	11 B.WOHRMANN	50.767	45 J.HERAULT	1:17.190	11 B.WOHRMANN	44.773	28	8	Pre-90	2:52.925	2:53.260 (29)
29	45 J.HERAULT	50.772	8 G.ANCENAY	1:17.359	14 N.LEBLOND	44.865	29	27	Pre-74	2:52.941	2:52.941 (27)
30	8 G.ANCENAY	50.797	27 R.PREVOST	1:17.385	69 C.DERIDDER	44.869	30	11	Pre-74	2:52.979	2:52.979 (28)
31	69 C.DERIDDER	51.014	11 B.WOHRMANN	1:17.439	27 R.PREVOST	44.950	31	69	Pre-90	2:53.698	2:53.942 (32)
32	61 E.LECLUSE	51.048	68 M.DUPONT	1:17.624	68 M.DUPONT	45.262	32	45	Pre-74	2:53.732	2:53.818 (30)
33	42 M.MANGOLD	51.077	69 C.DERIDDER	1:17.815	172 T.ABADIE	45.375	33	172	Pre-90	2:54.147	2:54.147 (33)
34	93 R.D'AUBREY	51.287	172 T.ABADIE	1:18.145	45 J.HERAULT	45.770	34	68	Pre-74	2:54.293	2:54.293 (34)
35	68 M.DUPONT	51.407	7 P.WEISS	1:18.485	42 M.MANGOLD	45.780	35	42	Pre-74	2:56.290	2:57.297 (35)
36	62 P.VEBER	52.091	34 J.EYNARD-MACHET	1:18.814	88 J.DEVAUX	46.117	36	34	Pre-82	2:57.655	2:57.975 (37)
37	48 D.JANIN	52.342	42 M.MANGOLD	1:19.433	34 J.EYNARD-MACHET	46.286	37	7	Pre-82	2:57.804	2:57.843 (36)
38	34 J.EYNARD-MACHET	52.555	62 P.VEBER	1:19.508	7 P.WEISS	46.519	38	62	Pre-74	2:58.673	2:59.324 (38)
39	7 P.WEISS	52.800	48 D.JANIN	1:19.803	62 P.VEBER	47.074	39	48	Pre-90	2:59.453	3:00.316 (39)
40	22 J.MORERE	53.395	88 J.DEVAUX	1:20.558	48 D.JANIN	47.308	40	6	Pre-74	3:06.379	3:07.571 (40)
41	6 J.COMTE	54.410	6 J.COMTE	1:24.333	6 J.COMTE	47.636	41	22	Pre-82	3:11.398	3:13.830 (41)
42	24 E.ZONTA	56.229	22 J.MORERE	1:27.080	24 E.ZONTA	50.367	42	24	Pre-90	3:19.698	3:21.072 (42)



6-Formula Ford 1600


6-Formula Ford 1600

Race 1

Amended

Best Top Speed

Team	Car	Class	Top Speed	Top 1	Top 2	Top 3	Top 4	Top 5						
				Kph Lap	Kph Lap	Kph Lap	Kph Lap	Kph Lap	Avg					
25	SWIFT SC92	Pre-93	P. DESSY	209.7	2	204.5	6	203.4	7	200.7	8	125.9	3	188.8
117	RAY 92F	Pre-93	A. CASTILLOU	207.7	3	205.7	8	205.3	2	201.1	7	190.5	6	202.1
96	RAY GR17	INVITE	P. MONBARON	207.3	6	202.6	7	201.9	2	200.4	8	187.5	3	199.9
15	VAN DIEMEN RF90	Pre-93	M. LEBRETON	206.5	8	203.4	7	202.2	2	201.1	3	200.0	6	202.6
89	VAN DIEMEN RF90	Pre-93	B. MONTEIRO	206.5	3	204.2	2	203.8	6	203.4	7	202.2	8	204.0
46	VAN DIEMEN RF90	Pre-93	A. DOUSSE	203.8	6	198.9	3	197.4	2	192.9	7	192.9	8	197.2
73	VAN DIEMEN RF90	Pre-93	F. FRANÇAIS	203.8	2	201.5	6	195.7	7	194.9	3	194.9	8	198.2
1	LOLA T540E	Pre-82	F. BELLE	203.4	3	199.6	2	196.4	6	191.2	7	189.8	8	196.1
35	RAY GR17	INVITE	J. SVENSSON	202.6	3	201.5	2	201.5	6	200.0	8	198.9	7	200.9
83	VAN DIEMEN RF90	Pre-93	A. CILIAN	201.1	2	200.7	8	196.7	6	191.5	7	153.0	3	188.6
51	VAN DIEMEN RF79	Pre-82	NELSON	200.4	8	200.0	3	198.2	2	195.3	6	194.6	7	197.7
56	REYNARD 85F	Pre-90	C. THETIOT	200.0	2									200.0
91	VAN DIEMEN RF86	Pre-90	F. CHAPPRON	199.6	2	198.2	6	196.4	3	196.0	7	193.9	8	196.8
8	RONDEAU M585	Pre-90	G. ANCENAY	199.3	8	196.7	7	193.9	2	192.5	6	144.6	3	185.4
10	CROSSLÉ 25F	Pre-82	G. GENECAND	199.3	7	197.1	3	193.5	2	190.8	6	188.8	8	193.9
168	VAN DIEMEN RF89	Pre-90	D. RIMBERT	199.3	7	198.5	2	198.2	6	196.4	8	189.8	3	196.4
69	REYNARD 89F	Pre-90	C. DERIDDER	198.5	6	197.4	7	197.1	8	189.5	2	173.4	3	191.2
72	CROSSLÉ 20F	Pre-74	P. MCMORRAN	198.2	7	194.2	2	191.2	6	187.5	8	141.2	3	182.5
31	VAN DIEMEN RF90	Pre-93	L. BOUQUET	197.8	2									197.8
172	VAN DIEMEN RF85	Pre-90	T. ABADIE	197.8	8	197.1	7	186.5	2	185.9	6	182.1	3	189.9
55	CROSSLÉ 32F	Pre-82	J. BAUDART	197.4	6	191.8	8	191.5	2	189.8	3	188.2	7	191.7
19	REYNARD 88F	Pre-90	M. KOZYREFF	197.1	2	196.4	6	196.0	3	121.9	5	97.7	4	161.8
11	LOTUS 51C	Pre-74	B. WOHRMANN	196.4	7	192.9	8	188.2	2	177.0	6	155.4	3	182.0
27	McNAMARA FCA Mk3	Pre-74	R. PREVOST	196.4	2	195.3	6	194.9	7	193.5	8	131.4	5	182.3
93	SWIFT SC92	Pre-93	R. D'AUBREBY	196.0	7	183.1	2	168.5	5	166.4	6	100.2	3	162.8
14	DULON DL4	Pre-74	N. LEBLOND	195.7	6	191.5	8	187.5	2	185.2	7	150.8	3	182.1
44	LOLA T540E	Pre-82	L. FRESNAIS	195.3	6	191.2	8	190.5	2	180.0	7	172.5	3	185.9
39	RAY F71	Pre-74	A. CROCKER	194.9	8	194.2	2	193.9	3	192.9	6	192.9	7	193.8
23	MARCH 719	Pre-74	T. ROLLET	194.6	6	192.9	8	191.5	2	179.1	7	118.3	5	175.3
42	MARCH 719	Pre-74	M. MANGOLD	194.6	2	191.8	6	183.1	3	122.2	5	100.0	4	158.3
45	VAN DIEMEN FA73	Pre-74	J. HERAULT	193.5	2	192.9	7	192.2	8	191.8	3	164.6	6	187.0
61	LOTUS 69F	Pre-74	E. LECLUSE	193.5	2	190.5	8	189.5	6	189.1	7	135.7	3	179.7
16	CROSSLÉ 32F	Pre-82	X. MICHEL	192.9	3	192.5	2	190.5	6	189.5	8	187.5	7	190.6
68	DULON LD4	Pre-74	M. DUPONT	190.8	2	190.8	7	189.1	3	189.1	8	180.6	6	188.1
40	MERLYN MK20A	Pre-74	A. SANJUAN	190.5	8	189.5	7	188.5	6	187.2	2	130.4	3	177.2
62	CROSSLÉ 16F	Pre-74	P. VEBER	189.8	8	188.5	7	186.9	2	186.5	6	125.4	3	175.4
7	RAY 80F	Pre-82	P. WEISS	189.5	6	188.8	7	187.2	2	132.0	5	113.8	3	162.3
34	CROSSLÉ 32F	Pre-82	J. EYNARD-MACHET	189.5	6	185.9	2	184.9	7	181.5	8	126.6	5	173.7
6	CROSSLÉ 20F	Pre-74	J. COMTE	184.3	6	179.7	7	178.8	8	162.4	3	157.7	2	172.6
48	RONDEAU M584	Pre-90	D. JANIN	183.4	8	177.6	7	174.2	2	169.3	6	123.9	3	165.7
22	VAN DIEMEN RF8	Pre-82	J. MORERE	179.4	6	171.7	8	161.9	2	157.2	7	150.4	3	164.1
24	RONDEAU M584	Pre-90	E. ZONTA	161.9	2	158.1	8	157.7	6	153.8	7	135.0	3	153.3
37	VAN DIEMEN RF92	Pre-93												
38	VAN DIEMEN RF91	Pre-93												
88	CROSSLÉ 16F	Pre-74	J. DEVAUX											




6-Formula Ford 1600 6-Formula Ford 1600 Race 1

Analysis by lap

Amended

Lapped

No	Lap Time	Gap	No	Lap Time	Gap	No	Lap Time	Gap	No	Lap Time	Gap	No	Lap Time	Gap
Lap 1			168	2:52.046	13.199	72	3:12.152	20.808	24	3:43.474	35.005	16	2:49.883	11.888
35	2:47.452	0.000	91	2:50.618	13.725	11	3:10.002	21.595	93	6:56.719	2:40.756	73	2:53.307	15.146
96	2:47.709	0.257	51	2:50.422	14.027	69	3:10.469	22.780	Lap 5			55	2:54.143	16.461
117	2:48.202	0.750	56	2:51.078	15.015	45	3:09.553	23.306	35	3:54.969		44	2:53.666	16.842
46	2:50.659	3.207	31	2:50.067	15.126	68	3:10.915	23.925	117	3:54.584	0.406	14	2:54.253	17.342
10	2:50.950	3.498	73	2:49.806	15.729	42	3:10.485	24.979	96	3:53.821	0.703	23	2:53.685	17.713
15	2:52.008	4.556	55	2:51.967	16.481	172	3:05.392	26.239	46	3:53.168	1.114	39	2:56.119	17.985
89	2:52.335	4.883	39	2:49.865	16.985	93	3:39.139	30.951	15	3:52.719	1.548	61	2:54.372	19.878
1	2:52.529	5.077	16	2:48.173	17.403	34	3:12.597	39.733	10	3:52.304	2.088	8	2:55.680	20.814
93	2:53.363	5.911	14	2:52.823	18.955	27	3:12.374	40.038	1	3:51.775	2.605	72	2:54.943	21.527
168	2:55.109	7.657	23	2:53.428	20.092	7	3:13.724	41.880	89	3:51.632	3.125	83	2:56.126	22.217
19	2:55.847	8.395	25	2:50.276	21.956	48	3:15.590	42.554	69	3:51.159	3.687	25	2:58.148	22.448
91	2:57.063	9.611	8	2:53.522	23.481	40	3:10.271	43.350	91	3:51.046	4.016	69	2:56.677	23.937
51	2:57.561	10.109	44	2:53.093	23.598	62	3:36.277	1:09.673	51	3:51.046	4.016	11	2:56.969	24.253
56	2:57.893	10.441	61	2:54.473	24.671	6	3:27.824	1:10.689	168	3:50.744	4.401	45	2:57.442	25.384
55	2:58.470	11.018	83	2:53.195	27.029	22	3:26.459	1:11.272	19	3:50.837	5.653	68	2:57.027	25.746
31	2:59.015	11.563	72	2:53.994	28.458	24	3:34.153	1:38.445	73	3:51.169	7.043	27	2:55.365	26.252
73	2:59.879	12.427	11	2:56.694	31.395	Lap 4			39	3:50.497	7.070	42	2:57.298	26.444
14	3:00.088	12.636	69	2:58.623	32.113	35	4:46.914		16	3:49.700	7.209	172	2:57.331	26.950
23	3:00.620	13.168	68	2:57.939	32.812	117	4:46.833	0.791	55	3:49.225	7.522	34	2:59.257	29.887
39	3:01.076	13.624	45	2:57.305	33.555	96	4:46.612	1.851	14	3:49.455	8.293	40	2:56.351	30.015
16	3:03.186	15.734	42	2:57.297	34.296	46	4:46.996	2.915	44	3:49.016	8.380	7	2:59.382	31.747
8	3:03.915	16.463	172	2:59.581	40.649	15	4:47.277	3.798	23	3:48.944	9.232	48	3:00.394	33.575
61	3:04.154	16.702	48	3:04.379	46.766	10	4:47.084	4.753	25	3:48.378	9.504	62	2:59.324	33.940
27	3:04.350	16.898	34	3:03.279	46.938	1	4:47.213	5.799	8	3:48.201	10.338	19	3:21.284	41.733
44	3:04.461	17.009	27	3:17.072	47.466	89	4:47.281	6.462	61	3:47.920	10.710	6	3:07.710	43.137
25	3:05.636	18.184	7	3:03.403	47.958	89	4:47.281	6.462	83	3:48.160	11.295	22	3:23.984	1:00.408
69	3:07.446	19.994	40	2:58.554	52.881	91	4:47.865	7.497	72	3:47.752	11.788	24	3:21.072	1:03.979
83	3:07.790	20.338	62	3:07.214	53.198	51	4:47.922	7.939	69	3:47.039	12.464	93	3:17.092	2:19.044
72	3:08.420	20.968	6	3:14.683	1:02.667	168	4:48.087	8.626	11	3:47.714	12.488	Lap 7		
11	3:08.657	21.205	22	3:13.830	1:04.615	19	4:48.717	9.785	45	3:46.680	13.146	96	2:46.110	
68	3:08.829	21.377	24	3:23.568	1:24.094	73	4:48.889	10.843	68	3:46.730	13.923	35	2:47.067	0.457
88	3:09.193	21.741	Lap 3			39	4:49.069	11.542	42	3:46.205	14.350	46	2:46.291	0.653
45	3:10.206	22.754	35	3:19.802		16	4:49.679	12.478	172	3:45.629	14.823	117	2:45.536	1.193
42	3:10.955	23.503	117	3:19.900	0.872	55	4:49.378	13.266	34	3:45.833	15.834	47	2:46.291	0.653
172	3:15.024	27.572	96	3:21.731	2.153	14	4:49.328	13.807	27	3:45.675	16.091	15	2:46.284	1.753
48	3:16.343	28.891	46	3:18.460	2.833	44	4:48.793	14.333	7	3:45.205	17.569	1	2:47.377	6.693
34	3:17.615	30.163	15	3:17.591	3.435	23	4:47.517	15.257	48	3:44.884	18.385	10	2:49.912	9.555
7	3:18.511	31.059	10	3:18.422	4.583	25	4:47.576	16.095	40	3:44.977	18.868	91	2:49.169	9.992
62	3:19.940	32.488	1	3:18.388	5.500	8	4:45.649	17.106	62	3:44.494	19.820	51	2:50.035	10.414
6	3:21.940	34.488	89	3:19.133	6.095	61	4:45.165	17.759	6	3:45.028	20.631	168	2:49.781	11.123
22	3:24.741	37.289	91	3:12.623	6.546	83	4:45.241	18.104	22	3:45.339	21.628	89	2:51.149	11.201
40	3:28.283	40.831	51	3:12.706	6.931	72	4:45.111	19.005	24	3:48.075	28.111	16	2:49.304	14.582
24	3:34.482	47.030	168	3:14.056	7.453	11	4:45.062	19.743	93	3:01.369	1:47.156	73	2:50.512	19.048
Lap 2			19	3:15.135	7.982	69	4:44.528	20.394	Lap 6			44	2:49.941	20.173
35	2:46.504		45	4:45.043	21.435	42	4:45.049	23.114	35	2:45.204		55	2:50.882	20.733
96	2:46.471	0.224	68	4:45.151	22.162	44	4:45.049	23.114	96	2:45.001	0.500	39	2:49.820	21.195
117	2:46.528	0.774	42	4:45.049	23.114	172	4:44.838	24.163	46	2:45.062	0.972	23	2:50.859	21.962
46	2:47.472	4.175	172	4:44.838	24.163	34	4:32.151	24.970	15	2:45.735	2.079	14	2:51.503	22.235
15	2:47.594	5.646	34	4:32.151	24.970	27	4:32.261	25.385	10	2:48.969	5.963	72	2:51.636	26.553
10	2:48.969	5.963	27	4:32.261	25.385	7	4:32.367	27.333	117	2:47.065	2.267	61	2:53.855	27.123
89	2:48.385	6.764	7	4:32.367	27.333	48	4:32.830	28.470	1	2:48.525	5.926	8	2:53.260	27.464
1	2:48.341	6.914	48	4:32.830	28.470	40	4:32.424	28.860	10	2:49.369	6.253	83	2:52.070	27.677
93	2:52.207	11.614	40	4:32.424	28.860	62	4:07.536	30.295	89	2:48.741	6.662	11	2:52.979	30.622
19	2:50.758	12.649	62	4:07.536	30.295	6	4:06.797	30.572	51	2:48.177	6.989	69	2:53.942	31.269
			61	3:14.639	19.508	22	4:06.900	31.258	91	2:48.950	7.433	27	2:52.941	32.583
			83	3:12.550	19.777				168	2:48.755	7.952	45	2:53.818	32.592



6-Formula Ford 1600

6-Formula Ford 1600


Race 1

Amended

Analysis by lap

Lapped ■

No	Lap Time	Gap	No	Lap Time	Gap	No	Lap Time	Gap	No	Lap Time	Gap
68	2:54.293	33.429									
25	2:58.451	34.289									
172	2:54.147	34.487									
40	2:51.652	35.057									
34	2:59.024	42.301									
7	2:57.843	42.980									
48	3:00.316	47.281									
62	3:00.646	47.976									
6	3:08.478	1:05.005									
22	3:15.741	1:29.539									
24	3:21.208	1:38.577									
Lap 8											
96	2:45.218										
35	2:44.931	0.170									
117	2:44.726	0.701									
46	2:46.225	1.660									
15	2:45.412	1.947									
1	2:47.828	9.303									
91	2:50.354	15.128									
89	2:49.163	15.146									
51	2:50.195	15.391									
168	2:49.942	15.847									
10	2:51.786	16.123									
16	2:48.258	17.622									
44	2:50.825	25.780									
39	2:50.335	26.312									
55	2:51.201	26.716									
23	2:50.376	27.120									
14	2:52.091	29.108									
72	2:53.172	34.507									
83	2:53.187	35.646									
61	2:54.883	36.788									
73	3:02.997	36.827									
8	2:54.845	37.091									
69	2:54.242	40.293									
11	2:55.462	40.866									
45	2:54.334	41.708									
25	2:53.259	42.330									
27	2:55.834	43.199									
40	2:53.652	43.491									
68	2:55.948	44.159									
172	2:55.325	44.594									
34	2:57.975	55.058									
62	2:59.489	1:02.247									
48	3:02.600	1:04.663									
6	3:07.571	1:27.358									
22	3:16.702	2:01.023									
24	3:21.997	2:15.356									
93	5:31.119	1 Lap									




6-Formula Ford 1600 6-Formula Ford 1600 Race 1

Sector Analysis

Amended

— Invalidated Lap ■ Personal Best ■ Session Best B Crossing the pit lane

Lap	D	Time	Sector 1	Sector 2	Sector 3	T.Spd	Elapsed	Lap	D	Time	Sector 1	Sector 2	Sector 3	T.Spd	Elapsed	
1	1.François BELLE							LOLA T540E Pre-82								
	1	1	2:52.529	53.355	1:15.626	43.548	2:52.529	7	1	2:49.912	50.299	1:15.194	44.419	199.3	23:17.010	
	2	1	2:48.341	48.971	1:15.785	43.585	199.6	5:40.870	8	1	2:51.786	50.782	1:16.158	44.846	188.8	26:08.796
	3	1	3:18.388	48.889	1:20.221	1:09.278	203.4	8:59.258								
	4	1	4:47.213	1:38.354	1:56.428	1:12.431	81.9	13:46.471								
	5	1	3:51.775	1:24.321	1:26.134	1:01.320	114.4	17:38.246								
	6	1	2:48.525	49.013	1:15.614	43.898	196.4	20:26.771								
	7	1	2:47.377	49.986	1:13.577	43.814	191.2	23:14.148								
	8	1	2:47.828	50.158	1:13.765	43.905	189.8	26:01.976								
6	1.Jean-François COMTE							CROSSLÉ 20F Pre-74								
	1	1	3:21.940	1:05.725	1:26.038	50.177	3:21.940									
	2	1	3:14.683	55.344	1:29.585	49.754	157.7	6:36.623								
	3	1	3:27.824	55.660	1:35.682	56.482	162.4	10:04.447								
	4	1	4:06.797	1:29.408	1:29.576	1:07.813	88.8	14:11.244								
	5	1	3:45.028	1:24.624	1:28.392	52.012	96.5	17:56.272								
	6	1	3:07.710	54.410	1:25.664	47.636	184.3	21:03.982								
	7	1	3:08.478	54.656	1:25.455	48.367	179.7	24:12.460								
	8	1	3:07.571	55.022	1:24.333	48.216	178.8	27:20.031								
7	1.Patrick WEISS							RAY 80F Pre-82								
	1	1	3:18.511	1:04.188	1:24.791	49.532	3:18.511									
	2	1	3:03.403	53.815	1:21.554	48.034	187.2	6:21.914								
	3	1	3:13.724	55.394	1:27.517	50.813	113.8	9:35.638								
	4	1	4:32.367	1:50.133	1:30.156	1:12.078	89.1	14:08.005								
	5	1	3:45.205	1:24.124	1:28.363	52.718	132.0	17:53.210								
	6	1	2:59.382	52.954	1:19.650	46.778	189.5	20:52.592								
	7	1	2:57.843	52.800	1:18.524	46.519	188.8	23:50.435								
	8	1														
8	1.Guillaume ANCENAY							RONDEAU M585 Pre-90								
	1	1	3:03.915	57.702	1:20.079	46.134	3:03.915									
	2	1	2:53.522	51.351	1:17.359	44.812	193.9	5:57.437								
	3	1	3:14.692	52.221	1:31.560	50.911	144.6	9:12.129								
	4	1	4:45.649	1:50.857	1:42.546	1:12.246	91.7	13:57.778								
	5	1	3:48.201	1:24.745	1:27.876	55.580	113.8	17:45.979								
	6	1	2:55.680	52.469	1:18.024	45.187	192.5	20:41.659								
	7	1	2:53.260	50.797	1:17.694	44.769	196.7	23:34.919								
	8	1	2:54.845	51.055	1:18.016	45.774	199.3	26:29.764								
10	1.Gislain GENECAND							CROSSLÉ 25F Pre-82								
	1	1	2:50.950	52.068	1:14.793	44.089	2:50.950									
	2	1	2:48.969	49.534	1:15.169	44.266	193.5	5:39.919								
	3	1	3:18.422	48.923	1:20.583	1:08.916	197.1	8:58.341								
	4	1	4:47.084	1:37.092	1:57.725	1:12.267	91.2	13:45.425								
	5	1	3:52.304	1:23.367	1:27.235	1:01.702	109.2	17:37.729								
	6	1	2:49.369	49.689	1:15.872	43.808	190.8	20:27.098								
	7	1														
	8	1														
11	1.Bob WOHRMANN							LOTUS 51C Pre-74								
	1	1	3:08.657	59.942	1:21.224	47.491	3:08.657									
	2	1	2:56.694	52.117	1:19.009	45.568	188.2	6:05.351								
	3	1	3:10.002	52.283	1:26.312	51.407	155.4	9:15.353								
	4	1	4:45.062	1:53.713	1:38.934	1:12.415	95.7	14:00.415								
	5	1	3:47.714	1:24.571	1:28.368	54.775	106.4	17:48.129								
	6	1	2:56.969	52.339	1:19.440	45.190	177.0	20:45.098								
	7	1	2:52.979	50.767	1:17.439	44.773	196.4	23:38.077								
	8	1	2:55.462	52.325	1:17.834	45.303	192.9	26:33.539								
14	1.Nicolas LEBLOND							DULON DL4 Pre-74								
	1	1	3:00.088	56.755	1:17.554	45.779	3:00.088									
	2	1	2:52.823	50.966	1:16.388	45.469	187.5	5:52.911								
	3	1	3:12.240	52.373	1:18.728	1:01.139	150.8	9:05.151								
	4	1	4:49.328	1:51.158	1:45.883	1:12.287	95.8	13:54.479								
	5	1	3:49.455	1:23.842	1:27.292	58.321	130.0	17:43.934								
	6	1	2:54.253	50.749	1:18.489	45.015	195.7	20:38.187								
	7	1	2:51.503	51.226	1:15.412	44.865	185.2	23:29.690								
	8	1	2:52.091	50.272	1:15.119	46.700	191.5	26:21.781								
15	1.Maxime LEBRETON							VAN DIEMEN RF90 Pre-93								
	1	1	2:52.008	52.631	1:15.779	43.598	2:52.008									
	2	1	2:47.594	49.334	1:15.067	43.193	202.2	5:39.602								
	3	1	3:17.591	49.152	1:20.108	1:08.331	201.1	8:57.193								
	4	1	4:47.277	1:36.492	1:58.062	1:12.723	86.2	13:44.470								
	5	1	3:52.719	1:23.247	1:27.779	1:01.693	97.6	17:37.189								
	6	1	2:45.735	48.453	1:14.359	42.923	200.0	20:22.924								
	7	1	2:46.284	50.048	1:13.589	42.647	203.4	23:09.208								
	8	1	2:45.412	48.239	1:13.652	43.521	206.5	25:54.620								
16	1.Xavier MICHEL							CROSSLÉ 32F Pre-82								
	1	1	3:03.186	59.724	1:18.233	45.229	3:03.186									
	2	1	2:48.173	49.909	1:14.570	43.694	192.5	5:51.359								
	3	1	3:12.112	50.095	1:20.237	1:01.780	192.9	9:03.471								
	4	1	4:49.679	1:50.302	1:46.896	1:12.481	89.3	13:53.150								
	5	1	3:49.700	1:24.253	1:26.658	58.789	125.6	17:42.850								
	6	1	2:49.883	50.407	1:14.870	44.606	190.5	20:32.733								
	7	1	2:49.304	50.683	1:14.217	44.404	187.5	23:22.037								
	8	1	2:48.258	50.381	1:13.693	44.184	189.5	26:10.295								
19	1.Michel KOZYREFF							REYNARD 88F Pre-90								
	1	1	2:55.847	54.878	1:16.260	44.709	2:55.847									
	2	1	2:50.758	49.451	1:17.409	43.898	197.1	5:46.605								
	3	1	3:15.135	50.799	1:19.015	1:05.321	196.0	9:01.740								
	4	1														
	5	1														
	6	1														
	7	1														
	8	1														




6-Formula Ford 1600 6-Formula Ford 1600 Race 1

Amended

Sector Analysis

— Invalidated Lap ■ Personal Best ■ Session Best B Crossing the pit lane

Lap	D	Time	Sector 1	Sector 2	Sector 3	T.Sp	Elapsed	Lap	D	Time	Sector 1	Sector 2	Sector 3	T.Sp	Elapsed
22 1.Jean-Luc MORERE VAN DIEMEN RF8 Pre-82															
4	1	4:48.717	1:41.714	1:54.430	1:12.573	97.7	13:50.457	3	1	3:12.374	55.506	1:26.869	49.999	91.0	9:33.796
5	1	3:50.837	1:24.288	1:25.323	1:01.226	121.9	17:41.294	4	1	4:32.261	1:47.340	1:31.829	1:13.092	99.7	14:06.057
6	1	3:21.284	B 50.238	1:22.090	1:08.956	196.4	21:02.578	5	1	3:45.675	1:24.587	1:28.635	52.453	131.4	17:51.732
1	1	3:24.741	1:06.111	1:27.080	51.550		3:24.741	6	1	2:55.365	50.870	1:18.845	45.650	195.3	20:47.097
2	1	3:13.830	55.770	1:27.137	50.923	161.9	6:38.571	7	1	2:52.941	50.606	1:17.385	44.950	194.9	23:40.038
3	1	3:26.459	55.763	1:34.463	56.233	150.4	10:05.030	8	1	2:55.834	51.709	1:17.683	46.442	193.5	26:35.872
4	1	4:06.900	1:29.682	1:29.953	1:07.265	95.2	14:11.930								
5	1	3:45.339	1:24.750	1:28.746	51.843	89.5	17:57.269								
6	1	3:23.984	53.395	1:38.664	51.925	179.4	21:21.253								
7	1	3:15.741	55.084	1:28.962	51.695	157.2	24:36.994								
8	1	3:16.702	55.231	1:28.279	53.192	171.7	27:53.696								
23 1.Tony ROLLET MARCH 719 Pre-74															
1	1	3:00.620	57.961	1:17.111	45.548		3:00.620								
2	1	2:53.428	50.459	1:17.396	45.573	191.5	5:54.048								
3	1	3:14.364	54.876	1:25.430	54.058	105.0	9:08.412								
4	1	4:47.517	1:51.098	1:44.615	1:11.804	89.8	13:55.929								
5	1	3:48.944	1:24.509	1:27.326	57.109	118.3	17:44.873								
6	1	2:53.685	50.819	1:17.751	45.115	194.6	20:38.558								
7	1	2:50.859	51.175	1:15.395	44.289	179.1	23:29.417								
8	1	2:50.376	49.809	1:15.431	45.136	192.9	26:19.793								
24 1.Eva ZONTA RONDEAU M584 Pre-90															
1	1	3:34.482	1:07.946	1:34.531	52.005		3:34.482								
2	1	3:23.568	56.229	1:36.280	51.059	161.9	6:58.050								
3	1	3:34.153	1:02.706	1:37.652	53.795	135.0	10:32.203								
4	1	3:43.474	1:07.987	1:39.753	55.734	110.5	14:15.677								
5	1	3:48.075	1:21.520	1:36.188	50.367	89.3	18:03.752								
6	1	3:21.072	57.087	1:33.541	50.444	157.7	21:24.824								
7	1	3:21.208	56.889	1:33.512	50.807	153.8	24:46.032								
8	1	3:21.997	57.110	1:33.102	51.785	158.1	28:08.029								
25 1.Pierre DESSY SWIFT SC92 Pre-93															
1	1	3:05.636	58.748	1:21.797	45.091		3:05.636								
2	1	2:50.276	49.668	1:16.230	44.378	209.7	5:55.912								
3	1	3:13.279	53.404	1:26.017	53.858	125.9	9:09.191								
4	1	4:47.576	1:52.204	1:43.481	1:11.891	97.7	13:56.767								
5	1	3:48.378	1:24.913	1:27.390	56.075	107.8	17:45.145								
6	1	2:58.148	49.126	1:19.607	49.415	204.5	20:43.293								
7	1	2:58.451	56.224	1:17.368	44.859	203.4	23:41.744								
8	1	2:53.259	50.409	1:17.596	45.254	200.7	26:35.003								
27 1.Régis PREVOST McNAMARA FCA Mk3 Pre-74															
1	1	3:04.350	58.515	1:20.474	45.361		3:04.350								
2	1	3:17.072	51.482	1:39.188	46.402	196.4	6:21.422								
31 1.Loic BOUQUET VAN DIEMEN RF90 Pre-93															
1	1	2:59.015	56.409	1:17.634	44.972		2:59.015								
2	1	2:50.067	49.633	1:16.169	44.265	197.8	5:49.082								
34 1.Jean-Pierre EYNARD-MAC CROSSLÉ 32F Pre-82															
1	1	3:17.615	1:03.419	1:25.073	49.123		3:17.615								
2	1	3:03.279	53.617	1:22.274	47.388	185.9	6:20.894								
3	1	3:12.597	56.015	1:26.490	50.092	111.7	9:33.491								
4	1	4:32.151	1:47.008	1:32.058	1:13.085	97.7	14:05.642								
5	1	3:45.833	1:24.533	1:28.277	53.023	126.6	17:51.475								
6	1	2:59.257	52.555	1:19.527	47.175	189.5	20:50.732								
7	1	2:59.024	52.865	1:19.764	46.395	184.9	23:49.756								
8	1	2:57.975	52.875	1:18.814	46.286	181.5	26:47.731								
35 1.John SVENSSON RAY GR17 INVITE															
1	1	2:47.452	50.171	1:14.186	43.095		2:47.452								
2	1	2:46.504	48.677	1:14.824	43.003	201.5	5:33.956								
3	1	3:19.802	48.444	1:24.004	1:07.354	202.6	8:53.758								
4	1	4:46.914	1:34.971	2:00.262	1:11.681	65.7	13:40.672								
5	1	3:54.969	1:23.540	1:28.793	1:02.636	106.8	17:35.641								
6	1	2:45.204	48.398	1:14.644	42.162	201.5	20:20.845								
7	1	2:47.067	49.726	1:14.669	42.672	198.9	23:07.912								
8	1	2:44.931	48.182	1:13.669	43.080	200.0	25:52.843								
39 1.Alan CROCKER RAY F71 Pre-74															
1	1	3:01.076	58.266	1:17.682	45.128		3:01.076								
2	1	2:49.865	49.937	1:15.712	44.216	194.2	5:50.941								
3	1	3:12.204	50.227	1:18.973	1:03.004	193.9	9:03.145								
4	1	4:49.069	1:44.320	1:52.955	1:11.794	87.2	13:52.214								
5	1	3:50.497	1:24.139	1:27.063	59.295	112.5	17:42.711								
6	1	2:56.119	50.522	1:20.955	44.642	192.9	20:38.830								
7	1	2:49.820	50.321	1:14.655	44.844	192.9	23:28.650								
8	1	2:50.335	50.213	1:15.052	45.070	194.9	26:18.985								
40 1.Augustin SANJUAN MERLYN MK20A Pre-74															
1	1	3:28.283	1:19.322	1:21.592	47.369		3:28.283								
2	1	2:58.554	51.982	1:20.787	45.785	187.2	6:26.837								
3	1	3:10.271	53.630	1:27.246	49.395	130.4	9:37.108								
4	1	4:32.424	1:53.236	1:26.698	1:12.490	98.5	14:09.532								
5	1	3:44.977	1:24.771	1:27.719	52.487	116.8	17:54.509								




6-Formula Ford 1600 6-Formula Ford 1600 Race 1

Sector Analysis

Amended

— Invalidated Lap ■ Personal Best ■ Session Best B Crossing the pit lane

Lap	D	Time	Sector 1	Sector 2	Sector 3	T.Sp	Elapsed	Lap	D	Time	Sector 1	Sector 2	Sector 3	T.Sp	Elapsed
6	1	2:56.351	52.259	1:18.442	45.650	188.5	20:50.860	5	1	3:44.884	1:24.528	1:27.886	52.470	121.6	17:54.026
7	1	2:51.652	51.233	1:15.850	44.569	189.5	23:42.512	6	1	3:00.394	53.013	1:19.894	47.487	169.3	20:54.420
8	1	2:53.652	50.290	1:17.121	46.241	190.5	26:36.164	7	1	3:00.316	53.205	1:19.803	47.308	177.6	23:54.736
42 1.Manuel MANGOLD MARCH 719 Pre-74								51 1.NELSON VAN DIEMEN RF79 Pre-82							
1	1	3:10.955	1:02.685	1:20.626	47.644		3:10.955	1	1	2:57.561	55.970	1:17.534	44.057		2:57.561
2	1	2:57.297	51.875	1:19.642	45.780	194.6	6:08.252	2	1	2:50.422	49.844	1:16.921	43.657	198.2	5:47.983
3	1	3:10.485	51.833	1:27.533	51.119	183.1	9:18.737	3	1	3:12.706	49.688	1:18.064	1:04.954	200.0	9:00.689
4	1	4:45.049	1:56.633	1:35.489	1:12.927	100.0	14:03.786	4	1	4:47.922	1:39.667	1:55.750	1:12.505	93.3	13:48.611
5	1	3:46.205	1:24.303	1:28.344	53.558	122.2	17:49.991	5	1	3:51.046	1:24.520	1:25.174	1:01.352	114.5	17:39.657
6	1	2:57.298	51.433	1:19.433	46.432	191.8	20:47.289	6	1	2:48.177	49.220	1:15.330	43.627	195.3	20:27.834
44 1.Laurent FRESNAIS LOLA T540E Pre-82								7 1 2:50.035 49.691 1:15.938 44.406 194.6 23:17.869							
1	1	3:04.461	59.990	1:19.404	45.067		3:04.461	8	1	2:50.195	49.949	1:15.897	44.349	200.4	26:08.064
2	1	2:53.093	51.421	1:16.960	44.712	190.5	5:57.554	55 1.Jean-Pierre BAUDART CROSSLÉ 32F Pre-82							
3	1	3:08.658	51.397	1:23.597	53.664	172.5	9:06.212	1	1	2:58.470	55.866	1:17.384	45.220		2:58.470
4	1	4:48.793	1:52.009	1:45.246	1:11.538	92.2	13:55.005	2	1	2:51.967	50.379	1:16.705	44.883	191.5	5:50.437
5	1	3:49.016	1:24.074	1:27.307	57.635	130.0	17:44.021	3	1	3:14.123	50.951	1:21.431	1:01.741	189.8	9:04.560
6	1	2:53.666	50.184	1:18.557	44.925	195.3	20:37.687	4	1	4:49.378	1:50.009	1:47.018	1:12.351	89.0	13:53.938
7	1	2:49.941	50.719	1:14.754	44.468	180.0	23:27.628	5	1	3:49.225	1:23.895	1:27.108	58.222	122.9	17:43.163
8	1	2:50.825	50.302	1:14.576	45.947	191.2	26:18.453	6	1	2:54.143	50.573	1:19.277	44.293	197.4	20:37.306
45 1.Jean-Philippe HERAULT VAN DIEMEN FA73 Pre-74								7 1 2:50.882 51.007 1:15.182 44.693 188.2 23:28.188							
1	1	3:10.206	1:01.323	1:20.936	47.947		3:10.206	8	1	2:51.201	50.740	1:15.635	44.826	191.8	26:19.389
2	1	2:57.305	51.986	1:19.258	46.061	193.5	6:07.511	56 1.Claude THETIOT REYNARD 85F Pre-90							
3	1	3:09.553	51.675	1:26.272	51.606	191.8	9:17.064	1	1	2:57.893	56.429	1:17.305	44.159		2:57.893
4	1	4:45.043	1:54.062	1:38.466	1:12.515	103.3	14:02.107	2	1	2:51.078	50.422	1:16.175	44.481	200.0	5:48.971
5	1	3:46.680	1:24.417	1:28.316	53.947	113.3	17:48.787	61 1.Eric LECLUSE LOTUS 69F Pre-74							
6	1	2:57.442	51.826	1:19.546	46.070	164.6	20:46.229	1	1	3:04.154	59.178	1:19.506	45.470		3:04.154
7	1	2:53.818	50.858	1:17.190	45.770	192.9	23:40.047	2	1	2:54.473	51.595	1:18.298	44.580	193.5	5:58.627
8	1	2:54.334	50.772	1:17.721	45.841	192.2	26:34.381	3	1	3:14.639	51.468	1:32.178	50.993	135.7	9:13.266
46 1.Arnaud DOUSSE VAN DIEMEN RF90 Pre-93								4 1 4:45.165 1:52.030 1:40.863 1:12.272 94.5 13:58.431							
1	1	2:50.659	51.986	1:15.339	43.334		2:50.659	5	1	3:47.920	1:24.574	1:28.503	54.843	111.6	17:46.351
2	1	2:47.472	49.721	1:14.432	43.319	197.4	5:38.131	6	1	2:54.372	52.369	1:16.844	45.159	189.5	20:40.723
3	1	3:18.460	49.351	1:20.591	1:08.518	198.9	8:56.591	7	1	2:53.855	51.048	1:17.595	45.212	189.1	23:34.578
4	1	4:46.996	1:35.437	1:59.095	1:12.464	87.5	13:43.587	8	1	2:54.883	51.219	1:17.553	46.111	190.5	26:29.461
5	1	3:53.168	1:22.529	1:27.951	1:02.688	92.9	17:36.755	62 1.Philippe VEBER CROSSLÉ 16F Pre-74							
6	1	2:45.062	48.413	1:13.926	42.723	203.8	20:21.817	1	1	3:19.940	1:04.381	1:25.759	49.800		3:19.940
7	1	2:46.291	48.900	1:14.729	42.662	192.9	23:08.108	2	1	3:07.214	53.851	1:25.346	48.017	186.9	6:27.154
8	1	2:46.225	48.191	1:14.011	44.023	192.9	25:54.333	3	1	3:36.277	56.780	1:43.492	56.005	125.4	10:03.431
48 1.Daniel JANIN RONDEAU M584 Pre-90								4 1 4:07.536 1:29.784 1:29.436 1:08.316 86.3 14:10.967							
1	1	3:16.343	1:02.592	1:24.983	48.768		3:16.343	5	1	3:44.494	1:24.416	1:28.274	51.804	103.5	17:55.461
2	1	3:04.379	52.342	1:23.043	48.994	174.2	6:20.722	6	1	2:59.324	52.442	1:19.808	47.074	186.5	20:54.785
3	1	3:15.590	58.350	1:28.098	49.142	123.9	9:36.312	7	1	3:00.646	53.698	1:19.508	47.440	188.5	23:55.431
4	1	4:32.830	1:50.952	1:29.305	1:12.573	89.8	14:09.142								




6-Formula Ford 1600 6-Formula Ford 1600 Race 1

Sector Analysis

Amended

— Invalidated Lap ■ Personal Best ■ Session Best B Crossing the pit lane

Lap	D	Time	Sector 1	Sector 2	Sector 3	T.Spd	Elapsed	Lap	D	Time	Sector 1	Sector 2	Sector 3	T.Spd	Elapsed
68 1.Michel DUPONT DULON LD4 Pre-74								5 1 3:48.160 1:24.592 1:28.447 55.121 118.0 17:46.936 6 1 2:56.126 52.590 1:17.266 46.270 196.7 20:43.062 7 1 2:52.070 50.330 1:16.931 44.809 191.5 23:35.132 8 1 2:53.187 50.665 1:17.699 44.823 200.7 26:28.319							
1 1 3:08.829 1:00.895 1:20.961 46.973 3:08.829 2 1 2:57.939 52.544 1:19.343 46.052 190.8 6:06.768 3 1 3:10.915 52.858 1:26.440 51.617 189.1 9:17.683 4 1 4:45.151 1:54.535 1:37.935 1:12.681 100.9 14:02.834 5 1 3:46.730 1:24.281 1:28.506 53.943 112.6 17:49.564 6 1 2:57.027 52.105 1:18.703 46.219 180.6 20:46.591 7 1 2:54.293 51.407 1:17.624 45.262 190.8 23:40.884 8 1 2:55.948 51.992 1:17.709 46.247 189.1 26:36.832								CROSSLÉ 16F Pre-74 1 1 3:09.193 1:02.518 1:20.558 46.117 3:09.193							
69 1.Christian DERIDDER REYNARD 89F Pre-90								1 1 2:52.335 52.486 1:15.602 44.247 2:52.335 2 1 2:48.385 48.848 1:15.831 43.706 204.2 5:40.720 3 1 3:19.133 48.934 1:20.796 1:09.403 206.5 8:59.853 4 1 4:47.281 1:38.433 1:56.272 1:12.576 86.7 13:47.134 5 1 3:51.632 1:24.497 1:25.643 1:01.492 118.6 17:38.766 6 1 2:48.741 48.607 1:16.458 43.676 203.8 20:27.507 7 1 2:51.149 49.554 1:15.212 46.383 203.4 23:18.656 8 1 2:49.163 49.037 1:15.508 44.618 202.2 26:07.819							
1 1 3:07.446 58.297 1:21.964 47.185 3:07.446 2 1 2:58.623 51.897 1:20.897 45.829 189.5 6:06.069 3 1 3:10.469 51.454 1:26.820 52.195 173.4 9:16.538 4 1 4:44.528 1:53.186 1:38.879 1:12.463 97.0 14:01.066 5 1 3:47.039 1:24.234 1:28.578 54.227 107.4 17:48.105 6 1 2:56.677 51.789 1:19.485 45.403 198.5 20:44.782 7 1 2:53.942 51.014 1:18.059 44.869 197.4 23:38.724 8 1 2:54.242 51.496 1:17.815 44.931 197.1 26:32.966								VAN DIEMEN RF90 Pre-93 1 1 2:52.063 55.926 1:16.772 44.365 2:52.063 2 1 2:50.618 49.633 1:17.279 43.706 199.6 5:47.681 3 1 3:12.623 49.720 1:17.928 1:04.975 196.4 9:00.304 4 1 4:47.865 1:39.433 1:56.050 1:12.382 87.4 13:48.169 5 1 3:51.159 1:24.577 1:25.216 1:01.366 115.4 17:39.328 6 1 2:48.950 49.468 1:15.679 43.803 198.2 20:28.278 7 1 2:49.169 49.139 1:15.619 44.411 196.0 23:17.447 8 1 2:50.354 50.186 1:15.778 44.390 193.9 26:07.801							
72 1.Paul MCMORRAN CROSSLÉ 20F Pre-74								1 1 2:53.363 53.574 1:15.910 43.879 2:53.363 2 1 2:52.207 51.287 1:16.852 44.068 183.1 5:45.570 3 1 3:39.139B 1:03.247 1:29.884 1:06.008 100.2 9:24.709 4 1 6:56.719 4:21.427 1:41.554 53.738 85.4 16:21.428 5 1 3:01.369 1:00.760 1:16.743 43.866 168.5 19:22.797 6 1 3:17.092B 56.122 1:21.207 59.763 166.4 22:39.889 7 1 5:31.119 3:31.386 1:14.412 45.321 196.0 28:11.008							
1 1 3:08.420 1:00.779 1:20.598 47.043 3:08.420 2 1 2:53.994 50.966 1:17.918 45.110 194.2 6:02.414 3 1 3:12.152 52.353 1:28.504 51.295 141.2 9:14.566 4 1 4:45.111 1:52.742 1:40.068 1:12.301 90.2 13:59.677 5 1 3:47.752 1:24.492 1:28.304 54.956 116.9 17:47.429 6 1 2:54.943 52.311 1:17.555 45.077 191.2 20:42.372 7 1 2:51.636 50.488 1:16.861 44.287 198.2 23:34.008 8 1 2:53.172 50.908 1:16.755 45.509 187.5 26:27.180								SWIFT SC92 Pre-93 1 1 2:47.709 50.304 1:14.391 43.014 2:47.709 2 1 2:46.471 48.477 1:14.925 43.069 201.9 5:34.180 3 1 3:21.731 49.632 1:23.732 1:08.367 187.5 8:55.911 4 1 4:46.612 1:35.052 1:59.312 1:12.248 78.7 13:42.523 5 1 3:53.821 1:22.945 1:28.142 1:02.734 97.1 17:36.344 6 1 2:45.001 48.034 1:13.989 42.978 207.3 20:21.345 7 1 2:46.110 49.244 1:14.150 42.716 202.6 23:07.455 8 1 2:45.218 48.598 1:13.371 43.249 200.4 25:52.673							
73 1.Frédéric FRANÇAIS VAN DIEMEN RF90 Pre-93								RAY GR17 INVITE 1 1 2:47.709 50.304 1:14.391 43.014 2:47.709 2 1 2:46.471 48.477 1:14.925 43.069 201.9 5:34.180 3 1 3:21.731 49.632 1:23.732 1:08.367 187.5 8:55.911 4 1 4:46.612 1:35.052 1:59.312 1:12.248 78.7 13:42.523 5 1 3:53.821 1:22.945 1:28.142 1:02.734 97.1 17:36.344 6 1 2:45.001 48.034 1:13.989 42.978 207.3 20:21.345 7 1 2:46.110 49.244 1:14.150 42.716 202.6 23:07.455 8 1 2:45.218 48.598 1:13.371 43.249 200.4 25:52.673							
77 1.Arsène CILIAN VAN DIEMEN RF90 Pre-93								1 1 3:07.790 1:00.363 1:20.412 47.015 3:07.790 2 1 2:53.195 51.408 1:17.324 44.463 201.1 6:00.985 3 1 3:12.550 52.898 1:28.759 50.893 153.0 9:13.535 4 1 4:45.241 1:52.120 1:40.975 1:12.146 97.5 13:58.776							




6-Formula Ford 1600 6-Formula Ford 1600 Race 1

Amended

Sector Analysis

— Invalidated Lap ■ Personal Best ■ Session Best B Crossing the pit lane

Lap	D	Time	Sector 1	Sector 2	Sector 3	T.Spd	Elapsed	Lap	D	Time	Sector 1	Sector 2	Sector 3	T.Spd	Elapsed
117		1.Axel CASTILLOU													
		RAY 92F Pre-93													
1	1	2:48.202	50.581	1:14.665	42.956		2:48.202								
2	1	2:46.528	48.359	1:14.807	43.362	205.3	5:34.730								
3	1	3:19.900	47.956	1:24.299	1:07.645	207.7	8:54.630								
4	1	4:46.833	1:35.470	1:59.608	1:11.755	81.3	13:41.463								
5	1	3:54.584	1:23.551	1:28.346	1:02.687	108.0	17:36.047								
6	1	2:47.065	49.324	1:14.271	43.470	190.5	20:23.112								
7	1	2:45.536	49.171	1:13.561	42.804	201.1	23:08.648								
8	1	2:44.726	48.227	1:13.749	42.750	205.7	25:53.374								
168		1.Dean RIMBERT													
		VAN DIEMEN RF89 Pre-90													
1	1	2:55.109	54.612	1:15.910	44.587		2:55.109								
2	1	2:52.046	50.401	1:17.683	43.962	198.5	5:47.155								
3	1	3:14.056	50.433	1:18.368	1:05.255	189.8	9:01.211								
4	1	4:48.087	1:40.393	1:54.933	1:12.761	91.8	13:49.298								
5	1	3:50.744	1:24.427	1:25.228	1:01.089	126.9	17:40.042								
6	1	2:48.755	49.737	1:15.076	43.942	198.2	20:28.797								
7	1	2:49.781	49.610	1:15.241	44.930	199.3	23:18.578								
8	1	2:49.942	49.399	1:16.382	44.161	196.4	26:08.520								
172		1.Tanguy ABADIE													
		VAN DIEMEN RF85 Pre-90													
1	1	3:15.024	1:02.147	1:25.143	47.734		3:15.024								
2	1	2:59.581	52.390	1:21.300	45.891	186.5	6:14.605								
3	1	3:05.392	51.362	1:23.807	50.223	182.1	9:19.997								
4	1	4:44.838	1:57.333	1:34.060	1:13.445	104.7	14:04.835								
5	1	3:45.629	1:24.010	1:28.470	53.149	122.0	17:50.464								
6	1	2:57.331	51.480	1:19.859	45.992	185.9	20:47.795								
7	1	2:54.147	50.627	1:18.145	45.375	197.1	23:41.942								
8	1	2:55.325	51.079	1:18.709	45.537	197.8	26:37.267								



6-Formula Ford 1600

SUPERSPA


Race 2 (25 Minutes)


Final Starting Grid

Patrick D'AUBREBY	38	- 23 -	
Jonathan DEVAUX	88	- 22 -	37 Jean DIONISOTTI
Claude THETIOT	56	- 21 -	31 Loïc BOUQUET
Manuel MANGOLD	42	- 20 -	19 Michel KOZYREFF
Patrick WEISS	7	- 19 -	93 Rémy D'AUBREBY
Jean-Luc MORERE	22	- 18 -	24 Eva ZONTA
Daniel JANIN	48	- 17 -	6 Jean-François COMTE
Jean-Pierre EYNARD-MACHET	34	- 16 -	62 Philippe VEBER
Michel DUPONT	68	- 15 -	172 Tanguy ABADIE
Régis PREVOST	27	- 14 -	40 Augustin SANJUAN
Jean-Philippe HERAULT	45	- 13 -	25 Pierre DESSY
Christian DERIDDER	69	- 12 -	11 Bob WOHRMANN
Frédéric FRANÇAIS	73	- 11 -	8 Guillaume ANCENAY
Arsène CILIAN	83	- 10 -	61 Eric LECLUSE
Nicolas LEBLOND	14	- 9 -	72 Paul MCMORRAN
Jean-Pierre BAUDART	55	- 8 -	23 Tony ROLLET
Laurent FRESNAIS	44	- 7 -	39 Alan CROCKER
Gislain GENECAND	10	- 6 -	16 Xavier MICHEL
NELSON	51	- 5 -	168 Dean RIMBERT
Fabien CHAPPRON	91	- 4 -	89 Benjamin MONTEIRO
Maxime LEBRETON	15	- 3 -	1 François BELLE
Axel CASTILLOU	117	- 2 -	46 Arnaud DOUSSE
Pascal MONBARON	96	- 1 -	35 John SVENSSON

Pole



Stewards Joost DEMEESTERE, Chairman Jan DHONDT Peter GEENS			Timekeeper Alvaro Montilla 
----------------------------------------------------------------------------------------------------------------	--	--	-------------------------------------------------------------------------------------------------------------------------------



6-Formula Ford 1600 SUPERSPA Race 2 (25 Minutes)

Final Classification

No Drivers	Team	Car	Cl.	Laps	Total Time	Gap	Kph	Best Lap		
								Lap	Time	
1	35 J. SVENSSON	RAY GR17	INVITE	10	27:28.546	-	152.7	7	2:43.487	154.2
2	89 B. MONTEIRO	VAN DIEMEN RF90	Pre-93	10	28:07.486	+38.940	149.2	7	2:47.085	150.9
3	117 A. CASTILLOU	RAY 92F	Pre-93	10	28:08.856	+40.310	149.0	9	2:47.151	150.8
4	1 F. BELLE	LOLA T540E	Pre-82	10	28:09.081	+40.535	149.0	8	2:48.122	150.0
5	15 M. LEBRETON	VAN DIEMEN RF90	Pre-93	10	28:24.025	+55.479	147.7	7	2:46.017	151.9
6	16 X. MICHEL	CROSSLÉ 32F	Pre-82	10	28:29.604	+1:01.058	147.2	3	2:48.690	149.5
7	44 L. FRESNAIS	LOLA T540E	Pre-82	10	28:30.743	+1:02.197	147.1	3	2:48.564	149.6
8	51 J. NELSON	VAN DIEMEN RF79	Pre-82	10	28:31.076	+1:02.530	147.1	8	2:49.599	148.7
9	10 G. GENECAND	CROSSLÉ 25F	Pre-82	10	28:31.565	+1:03.019	147.1	8	2:48.672	149.5
10	25 P. DESSY	SWIFT SC92	Pre-93	10	28:32.855	+1:04.309	146.9	5	2:46.665	151.3
11	39 A. CROCKER	RAY F71	Pre-74	10	28:39.227	+1:10.681	146.4	5	2:47.637	150.4
12	91 F. CHAPPRON	VAN DIEMEN RF86	Pre-90	10	28:39.792	+1:11.246	146.4	6	2:49.100	149.1
13	83 A. CILIAN	VAN DIEMEN RF90	Pre-93	10	28:49.412	+1:20.866	145.5	7	2:50.355	148.0
14	72 P. MCMORRAN	CROSSLÉ 20F	Pre-74	10	28:51.754	+1:23.208	145.3	7	2:51.216	147.3
15	23 T. ROLLET	MARCH 719	Pre-74	10	28:52.553	+1:24.007	145.3	5	2:50.405	148.0
16	93 R. D'AUBREBY	SWIFT SC92	Pre-93	10	28:53.270	+1:24.724	145.2	7	2:47.989	150.1
17	37 J. DIONISOTTI	VAN DIEMEN RF92	Pre-93	10	28:54.673	+1:26.127	145.1	9	2:49.508	148.7
18	14 N. LEBLOND	DULON DL4	Pre-74	10	28:56.290	+1:27.744	145.0	7	2:50.113	148.2
19	40 A. SANJUAN	MERLYN MK20A	Pre-74	10	29:00.342	+1:31.796	144.6	9	2:50.702	147.7
20	19 M. KOZYREFF	REYNARD 88F	Pre-90	10	29:03.033	+1:34.487	144.4	7	2:49.586	148.7
21	88 J. DEVAUX	CROSSLÉ 16F	Pre-74	10	29:03.188	+1:34.642	144.4	6	2:49.509	148.7
22	55 J. BAUDART	CROSSLÉ 32F	Pre-82	10	29:09.394	+1:40.848	143.9	2	2:51.630	146.9
23	8 G. ANCENAY	RONDEAU M585	Pre-90	10	29:17.264	+1:48.718	143.2	8	2:52.655	146.0
24	172 T. ABADIE	VAN DIEMEN RF85	Pre-90	10	29:28.852	+2:00.306	142.3	5	2:53.277	145.5
25	45 J. HERAULT	VAN DIEMEN FA73	Pre-74	10	29:52.658	+2:24.112	140.4	5	2:55.683	143.5
26	11 B. WOHRMANN	LOTUS 51C	Pre-74	10	30:01.338	+2:32.792	139.7	6	2:53.339	145.5
27	27 R. PREVOST	McNAMARA FCA Mk3	Pre-74	10	30:05.037	+2:36.491	139.4	6	2:55.111	144.0
28	68 M. DUPONT	DULON LD4	Pre-74	10	30:14.729	+2:46.183	138.7	6	2:58.369	141.4
29	34 J. EYNARD-MACHET	CROSSLÉ 32F	Pre-82	10	30:15.134	+2:46.588	138.7	7	2:56.721	142.7
30	69 C. DERIDDER	REYNARD 89F	Pre-90	9	26:20.487	1 Lap	143.3	6	2:51.899	146.7
31	7 P. WEISS	RAY 80F	Pre-82	9	27:35.695	1 Lap	136.8	7	2:58.548	141.2
32	48 D. JANIN	RONDEAU M584	Pre-90	9	27:37.050	1 Lap	136.7	5	2:58.475	141.3
33	6 J. COMTE	CROSSLÉ 20F	Pre-74	9	27:47.317	1 Lap	135.8	4	3:01.013	139.3
34	62 P. VEBER	CROSSLÉ 16F	Pre-74	9	28:27.025	1 Lap	132.7	6	2:57.754	141.8
35	22 J. MORERE	VAN DIEMEN RF8	Pre-82	9	29:43.723	1 Lap	127.0	4	3:15.645	128.9
36	24 E. ZONTA	RONDEAU M584	Pre-90	9	30:45.131	1 Lap	122.7	7	3:20.401	125.8
37	73 F. FRANÇAIS	VAN DIEMEN RF90	Pre-93	8	27:53.573	2 Laps	120.3	6	2:51.616	146.9
38	38 P. D'AUBREBY	VAN DIEMEN RF91	Pre-93	8	28:39.107	2 Laps	117.1	6	2:56.894	142.5
39	168 D. RIMBERT	VAN DIEMEN RF89	Pre-90	3	8:38.722	7 Laps	145.0	3	2:49.929	148.4
40	61 E. LECLUSE	LOTUS 69F	Pre-74	2	6:46.918	8 Laps	122.8			
41	96 P. MONBARON	RAY GR17	INVITE	1	3:00.923	9 Laps	136.9			
42	46 A. DOUSSE	VAN DIEMEN RF90	Pre-93							

Not Started

42 M. MANGOLD	MARCH 719	Pre-74
56 C. THETIOT	REYNARD 85F	Pre-90
31 L. BOUQUET	VAN DIEMEN RF90	Pre-93


Pole Position:	Pascal MONBARON		
Fastest Lap:	Lap 7	John SVENSSON	2:43.487 154.2 Kph

CARS #15, #55 #62 & #172 TIME PENALTY OF 5 SECONDS - TRACK LIMITS
CARS #55 & #62 - TIME PENALTY OF 10 SECONDS - TRACK LIMITS

Published at:

Track Status: **DRY**


Stewards		Timekeeper
Joost DEMEESTERE, Chairman	Jan DHONDT	Peter GEENS
		Alvaro Montilla



6-Formula Ford 1600 SUPERSPA Race 2 (25 Minutes)

Final Classification by Class

No Drivers	Team	Car	Laps	Total Time	Gap	Kph	Best Lap		
							Lap	Time	Kph
Pre-82									
1	F. BELLE	LOLA T540E	10	28:09.081		149.0	8	2:48.122	150.0
2	X. MICHEL	CROSSLÉ 32F	10	28:29.604	+20.523	147.2	3	2:48.690	149.5
3	L. FRESNAIS	LOLA T540E	10	28:30.743	+21.662	147.1	3	2:48.564	149.6
4	. NELSON	VAN DIEMEN RF79	10	28:31.076	+21.995	147.1	8	2:49.599	148.7
5	G. GENECAND	CROSSLÉ 25F	10	28:31.565	+22.484	147.1	8	2:48.672	149.5
6	J. BAUDART	CROSSLÉ 32F	10	29:09.394	+1'00.313	143.9	2	2:51.630	146.9
7	J. EYNARD-MACHET	CROSSLÉ 32F	10	30:15.134	+2'06.053	138.7	7	2:56.721	142.7
8	P. WEISS	RAY 80F	9	27:35.695	1 Lap	136.8	7	2:58.548	141.2
9	J. MORERE	VAN DIEMEN RF8	9	29:43.723	1 Lap	127.0	4	3:15.645	128.9
Pre-74									
1	A. CROCKER	RAY F71	10	28:39.227		146.4	5	2:47.637	150.4
2	P. MCMORRAN	CROSSLÉ 20F	10	28:51.754	+12.527	145.3	7	2:51.216	147.3
3	T. ROLLET	MARCH 719	10	28:52.553	+13.326	145.3	5	2:50.405	148.0
4	N. LEBLOND	DULON DL4	10	28:56.290	+17.063	145.0	7	2:50.113	148.2
5	A. SANJUAN	MERLYN MK20A	10	29:00.342	+21.115	144.6	9	2:50.702	147.7
6	J. DEVAUX	CROSSLÉ 16F	10	29:03.188	+23.961	144.4	6	2:49.509	148.7
7	J. HERAULT	VAN DIEMEN FA73	10	29:52.658	+1'13.431	140.4	5	2:55.683	143.5
8	B. WOHRMANN	LOTUS 51C	10	30:01.338	+1'22.111	139.7	6	2:53.339	145.5
9	R. PREVOST	McNAMARA FCA Mk3	10	30:05.037	+1'25.810	139.4	6	2:55.111	144.0
10	M. DUPONT	DULON LD4	10	30:14.729	+1'35.502	138.7	6	2:58.369	141.4
11	J. COMTE	CROSSLÉ 20F	9	27:47.317	1 Lap	135.8	4	3:01.013	139.3
12	P. VEBER	CROSSLÉ 16F	9	28:27.025	1 Lap	132.7	6	2:57.754	141.8
13	E. LECLUSE	LOTUS 69F	2	6:46.918	8 Laps	122.8			
■ Not Started									
42	M. MANGOLD	MARCH 719							
Pre-90									
1	F. CHAPPRON	VAN DIEMEN RF86	10	28:39.792		146.4	6	2:49.100	149.1
2	M. KOZYREFF	REYNARD 88F	10	29:03.033	+23.241	144.4	7	2:49.586	148.7
3	G. ANCENAY	RONDEAU M585	10	29:17.264	+37.472	143.2	8	2:52.655	146.0
4	T. ABADIE	VAN DIEMEN RF85	10	29:28.852	+49.060	142.3	5	2:53.277	145.5
5	C. DERIDDER	REYNARD 89F	9	26:20.487	1 Lap	143.3	6	2:51.899	146.7
6	D. JANIN	RONDEAU M584	9	27:37.050	1 Lap	136.7	5	2:58.475	141.3
7	E. ZONTA	RONDEAU M584	9	30:45.131	1 Lap	122.7	7	3:20.401	125.8
8	D. RIMBERT	VAN DIEMEN RF89	3	8:38.722	7 Laps	145.0	3	2:49.929	148.4
■ Not Started									
56	C. THETIOT	REYNARD 85F							
Pre-93									
1	B. MONTEIRO	VAN DIEMEN RF90	10	28:07.486		149.2	7	2:47.085	150.9
2	A. CASTILLOU	RAY 92F	10	28:08.856	+1.370	149.0	9	2:47.151	150.8
3	M. LEBRETON	VAN DIEMEN RF90	10	28:24.025	+16.539	147.7	7	2:46.017	151.9
4	P. DESSY	SWIFT SC92	10	28:32.855	+25.369	146.9	5	2:46.665	151.3
5	A. CILIAN	VAN DIEMEN RF90	10	28:49.412	+41.926	145.5	7	2:50.355	148.0
6	R. D'AUBREBY	SWIFT SC92	10	28:53.270	+45.784	145.2	7	2:47.989	150.1
7	J. DIONISOTTI	VAN DIEMEN RF92	10	28:54.673	+47.187	145.1	9	2:49.508	148.7
8	F. FRANÇAIS	VAN DIEMEN RF90	8	27:53.573	2 Laps	120.3	6	2:51.616	146.9
9	P. D'AUBREBY	VAN DIEMEN RF91	8	28:39.107	2 Laps	117.1	6	2:56.894	142.5
10	A. DOUSSE	VAN DIEMEN RF90							
■ Not Started									
31	L. BOUQUET	VAN DIEMEN RF90							
INVITE									
1	J. SVENSSON	RAY GR17	10	27:28.546		152.7	7	2:43.487	154.2
2	P. MONBARON	RAY GR17	1	3:00.923	9 Laps	136.9			



6-Formula Ford 1600
SUPERSPA
Race 2 (25 Minutes)

Final Classification by Class


No Drivers	Team	Car	Laps	Total Time	Gap	Kph	Best Lap	
							Lap	Time

CARS #15, #55 #62 & #172 TIME PENALTY OF 5 SECONDS - TRACK LIMITS
 CARS #55 & #62 - TIME PENALTY OF 10 SECONDS - TRACK LIMITS

Published at:

Track Status: **DRY**

Stewards Joost DEMEESTERE, Chairman Jan DHONDT Peter GEENS			Timekeeper Alvaro Montilla 
----------------------------------------------------------------------------------------------------------------	--	--	-------------------------------------------------------------------------------------------------------------------------------




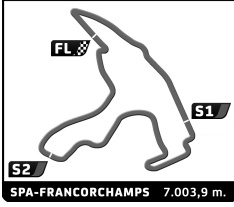
6-Formula Ford 1600 SUPERSPA Race 2

Final Classification by Driver Fastest Lap

No	Team	Car	Class	Driver	Time Lap	Total	Gap	Kph
1	35	RAY GR17	INVITE	John SVENSSON	2:43.487	7 10		154.2
2	15	VAN DIEMEN RF90	Pre-93	Maxime LEBRETON	2:46.017	7 10	2.530	151.9
3	25	SWIFT SC92	Pre-93	Pierre DESSY	2:46.665	5 10	3.178	151.3
4	89	VAN DIEMEN RF90	Pre-93	Benjamin MONTEIRO	2:47.085	7 10	3.598	150.9
5	117	RAY 92F	Pre-93	Axel CASTILLOU	2:47.151	9 10	3.664	150.8
6	39	RAY F71	Pre-74	Alan CROCKER	2:47.637	5 10	4.150	150.4
7	93	SWIFT SC92	Pre-93	Rémy D'AUBREBY	2:47.989	7 10	4.502	150.1
8	1	LOLA T540E	Pre-82	François BELLE	2:48.122	8 10	4.635	150.0
9	44	LOLA T540E	Pre-82	Laurent FRESNAIS	2:48.564	3 10	5.077	149.6
10	10	CROSSLÉ 25F	Pre-82	Gislain GENECAUD	2:48.672	8 10	5.185	149.5
11	16	CROSSLÉ 32F	Pre-82	Xavier MICHEL	2:48.690	3 10	5.203	149.5
12	91	VAN DIEMEN RF86	Pre-90	Fabien CHAPPRON	2:49.100	6 10	5.613	149.1
13	37	VAN DIEMEN RF92	Pre-93	Jean DIONISOTTI	2:49.508	9 10	6.021	148.7
14	88	CROSSLÉ 16F	Pre-74	Jonathan DEVAUX	2:49.509	6 10	6.022	148.7
15	19	REYNARD 88F	Pre-90	Michel KOZYREFF	2:49.586	7 10	6.099	148.7
16	51	VAN DIEMEN RF79	Pre-82	NELSON	2:49.599	8 10	6.112	148.7
17	168	VAN DIEMEN RF89	Pre-90	Dean RIMBERT	2:49.929	3 3	6.442	148.4
18	14	DULON DL4	Pre-74	Nicolas LEBLOND	2:50.113	7 10	6.626	148.2
19	83	VAN DIEMEN RF90	Pre-93	Arsène CILIAN	2:50.355	7 10	6.868	148.0
20	23	MARCH 719	Pre-74	Tony ROLLET	2:50.405	5 10	6.918	148.0
21	40	MERLYN MK20A	Pre-74	Augustin SANJUAN	2:50.702	9 10	7.215	147.7
22	72	CROSSLÉ 20F	Pre-74	Paul MCMORRAN	2:51.216	7 10	7.729	147.3
23	73	VAN DIEMEN RF90	Pre-93	Frédéric FRANÇAIS	2:51.616	6 8	8.129	146.9
24	55	CROSSLÉ 32F	Pre-82	Jean-Pierre BAUDART	2:51.630	2 10	8.143	146.9
25	69	REYNARD 89F	Pre-90	Christian DERIDDER	2:51.899	6 9	8.412	146.7
26	8	RONDEAU M585	Pre-90	Guillaume ANCENAY	2:52.655	8 10	9.168	146.0
27	172	VAN DIEMEN RF85	Pre-90	Tanguy ABADIE	2:53.277	5 10	9.790	145.5
28	11	LOTUS 51C	Pre-74	Bob WOHRMANN	2:53.339	6 10	9.852	145.5
29	27	McNAMARA FCA Mk3	Pre-74	Régis PREVOST	2:55.111	6 10	11.624	144.0
30	45	VAN DIEMEN FA73	Pre-74	Jean-Philippe HERAULT	2:55.683	5 10	12.196	143.5
31	34	CROSSLÉ 32F	Pre-82	Jean-Pierre EYNARD-MACHET	2:56.721	7 10	13.234	142.7
32	38	VAN DIEMEN RF91	Pre-93	Patrick D'AUBREBY	2:56.894	6 8	13.407	142.5
33	62	CROSSLÉ 16F	Pre-74	Philippe VEBER	2:57.754	6 9	14.267	141.8
34	68	DULON LD4	Pre-74	Michel DUPONT	2:58.369	6 10	14.882	141.4
35	48	RONDEAU M584	Pre-90	Daniel JANIN	2:58.475	5 9	14.988	141.3
36	7	RAY 80F	Pre-82	Patrick WEISS	2:58.548	7 9	15.061	141.2
37	6	CROSSLÉ 20F	Pre-74	Jean-François COMTE	3:01.013	4 9	17.526	139.3
38	22	VAN DIEMEN RF8	Pre-82	Jean-Luc MORERE	3:15.645	4 9	32.158	128.9
39	24	RONDEAU M584	Pre-90	Eva ZONTA	3:20.401	7 9	36.914	125.8
40	61	LOTUS 69F	Pre-74	Eric LECLUSE		2		
41	96	RAY GR17	INVITE	Pascal MONBARON		1		
42	31	VAN DIEMEN RF90	Pre-93	Loïc BOUQUET				
43	42	MARCH 719	Pre-74	Manuel MANGOLD				
44	46	VAN DIEMEN RF90	Pre-93	Arnaud DOUSSE				
45	56	REYNARD 85F	Pre-90	Claude THETIOT				

Published at:

Stewards Joost DEMEESTERE, Chairman Jan DHONDT Peter GEENS			Timekeeper Alvaro Montilla 
----------------------------------------------------------------------------	--	--	-------------------------------------------------------------------------------------------------------------------------------



6-Formula Ford 1600

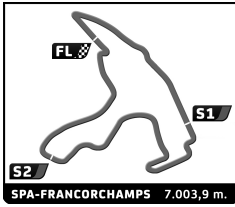
SUPERSPA

Race 2

Lap Chart

		Lap										
No	Pos	Grid	1	2	3	4	5	6	7	8	9	10
96	1	96	35	35	35	35	35	35	35	35	35	35
35	2	35	117	117	117	1	1	1	117	1	89	89
117	3	117	1	1	1	117	117	117	1	89	117	117
46	4	46	51	89	89	89	89	89	89	117	1	1
15	5	15	89	51	10	10	44	10	15	15	15	15
1	6	1	16	10	51	51	51	51	44	10	51	16
91	7	91	10	16	16	44	10	16	51	51	10	44
89	8	89	55	39	44	16	16	44	16	44	44	51
51	9	51	168	44	168	15	15	15	10	16	16	10
168	10	168	39	168	39	39	39	39	39	25	25	25
10	11	10	44	55	72	91	25	25	25	39	39	39
16	12	16	23	23	15	72	91	91	91	91	91	91
44	13	44	72	72	55	83	83	83	83	83	83	83
39	14	39	96	91	91	55	72	72	72	72	14	72
55	15	55	61	14	23	25	23	23	23	14	72	23
23	16	23	91	15	83	40	55	14	14	23	23	93
14	17	14	14	83	14	23	14	55	55	55	93	55
72	18	72	83	40	25	14	40	40	40	40	40	37
83	19	83	8	25	40	37	37	37	93	93	55	14
61	20	61	40	8	8	88	19	93	37	37	37	40
73	21	73	25	69	88	8	93	88	88	19	19	19
8	22	8	69	88	69	19	88	19	19	88	88	88
69	23	69	45	45	37	69	8	69	69	8	69	8
11	24	11	15	11	19	93	69	8	8	69	8	172
45	25	45	88	37	45	11	172	11	11	172	172	45
25	26	25	11	19	27	172	11	172	172	11	11	11
27	27	27	73	27	93	45	45	45	45	45	45	27
40	28	40	27	73	11	38	62	62	27	27	27	68
68	29	68	68	93	172	68	68	27	68	68	68	34
172	30	172	37	172	38	62	27	68	34	34	34	
34	31	34	19	68	68	27	34	34	48	48	7	
62	32	62	172	7	62	34	48	48	7	7	48	
48	33	48	7	38	34	48	7	7	62	6	6	
6	34	6	38	62	48	6	6	6	6	62	62	
22	35	22	34	34	6	7	22	22	22	22	22	
24	36	24	93	6	7	22	24	24	24	24	24	
7	37	7	6	48	73	24	38	38	38	73		
93	38	93	62	22	22	73	73	73	73	38		
42	39	42	48	61	24							
19	40	19	22	24								
56	41	56	24									
31	42	31										
88	43	88										
37	44	37										
38	45	38										





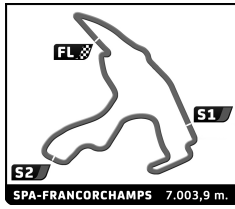
6-Formula Ford 1600

SUPERSPA

Race 2

Best Sector Times

Sector 1		Sector 2		Sector 3		No Team	Class	Ideal Lap	Best Lap		
No Driver	Time	No Driver	Time	No Driver	Time						
1	35 J.SVENSSON	48.132	35 J.SVENSSON	1:13.035	35 J.SVENSSON	42.096	1	35	INVITE	2:43.263	2:43.487 (1)
2	25 P.DESSY	48.500	15 M.LEBRETON	1:13.432	25 P.DESSY	43.016	2	15	Pre-93	2:45.834	2:46.017 (2)
3	89 B.MONTEIRO	49.113	96 P.MONBARON	1:13.630	93 R.D'AUBREY	43.064	3	25	Pre-93	2:46.207	2:46.665 (3)
4	117 A.CASTILLOU	49.179	44 L.FRESNAIS	1:14.036	15 M.LEBRETON	43.217	4	89	Pre-93	2:46.623	2:47.085 (4)
5	15 M.LEBRETON	49.185	93 R.D'AUBREY	1:14.161	89 B.MONTEIRO	43.301	5	93	Pre-93	2:46.898	2:47.989 (7)
6	88 J.DEVAUX	49.377	89 B.MONTEIRO	1:14.209	39 A.CROCKER	43.386	6	117	Pre-93	2:46.935	2:47.151 (5)
7	1 F.BELLE	49.442	1 F.BELLE	1:14.218	1 F.BELLE	43.450	7	1	Pre-82	2:47.110	2:48.122 (8)
8	39 A.CROCKER	49.594	117 A.CASTILLOU	1:14.261	117 A.CASTILLOU	43.495	8	39	Pre-74	2:47.637	2:47.637 (6)
9	93 R.D'AUBREY	49.673	14 N.LEBLOND	1:14.311	19 M.KOZYREFF	43.656	9	10	Pre-82	2:48.343	2:48.672 (10)
10	19 M.KOZYREFF	49.681	10 G.GENECAND	1:14.340	83 A.CILIAN	43.711	10	44	Pre-82	2:48.435	2:48.564 (9)
11	168 D.RIMBERT	49.768	16 X.MICHEL	1:14.409	168 D.RIMBERT	43.751	11	16	Pre-82	2:48.645	2:48.690 (11)
12	37 J.DIONISOTTI	49.951	51 NELSON	1:14.413	37 J.DIONISOTTI	43.864	12	168	Pre-90	2:48.813	2:49.929 (17)
13	83 A.CILIAN	50.009	91 F.CHAPPRON	1:14.540	51 NELSON	43.969	13	88	Pre-74	2:48.816	2:49.509 (14)
14	10 G.GENECAND	50.014	39 A.CROCKER	1:14.657	10 G.GENECAND	43.989	14	51	Pre-82	2:48.978	2:49.599 (16)
15	16 X.MICHEL	50.134	25 P.DESSY	1:14.691	91 F.CHAPPRON	43.990	15	91	Pre-90	2:49.075	2:49.100 (12)
16	72 P.MCMORRAN	50.261	40 A.SANJUAN	1:15.050	44 L.FRESNAIS	44.058	16	83	Pre-93	2:49.090	2:50.355 (19)
17	40 A.SANJUAN	50.323	23 T.ROLLET	1:15.218	16 X.MICHEL	44.102	17	37	Pre-93	2:49.183	2:49.508 (13)
18	44 L.FRESNAIS	50.341	88 J.DEVAUX	1:15.275	88 J.DEVAUX	44.164	18	14	Pre-74	2:49.221	2:50.113 (18)
19	14 N.LEBLOND	50.424	168 D.RIMBERT	1:15.294	73 F.FRANÇAIS	44.234	19	19	Pre-90	2:49.402	2:49.586 (15)
20	23 T.ROLLET	50.466	37 J.DIONISOTTI	1:15.368	23 T.ROLLET	44.317	20	40	Pre-74	2:49.781	2:50.702 (21)
21	91 F.CHAPPRON	50.545	83 A.CILIAN	1:15.370	55 J.BAUDART	44.381	21	23	Pre-74	2:50.001	2:50.405 (20)
22	51 NELSON	50.596	55 J.BAUDART	1:15.558	40 A.SANJUAN	44.408	22	55	Pre-82	2:50.647	2:51.630 (24)
23	69 C.DERIDDER	50.656	38 P.D'AUBREY	1:15.755	69 C.DERIDDER	44.411	23	72	Pre-74	2:50.688	2:51.216 (22)
24	55 J.BAUDART	50.708	73 F.FRANÇAIS	1:15.803	14 N.LEBLOND	44.486	24	73	Pre-93	2:50.956	2:51.616 (23)
25	8 G.ANCENAY	50.794	72 P.MCMORRAN	1:15.901	72 P.MCMORRAN	44.526	25	69	Pre-90	2:51.899	2:51.899 (25)
26	73 F.FRANÇAIS	50.919	19 M.KOZYREFF	1:16.065	8 G.ANCENAY	44.548	26	8	Pre-90	2:52.027	2:52.655 (26)
27	172 T.ABADIE	50.923	11 B.WOHRMANN	1:16.139	172 T.ABADIE	44.741	27	11	Pre-74	2:52.436	2:53.339 (28)
28	27 R.PREVOST	50.967	8 G.ANCENAY	1:16.685	11 B.WOHRMANN	44.888	28	172	Pre-90	2:52.699	2:53.277 (27)
29	11 B.WOHRMANN	51.409	69 C.DERIDDER	1:16.832	27 R.PREVOST	45.178	29	27	Pre-74	2:54.095	2:55.111 (29)
30	45 J.HERAULT	51.463	172 T.ABADIE	1:17.035	61 E.LECLUSE	45.264	30	45	Pre-74	2:54.898	2:55.683 (30)
31	48 D.JANIN	52.563	68 M.DUPONT	1:17.755	45 J.HERAULT	45.440	31	38	Pre-93	2:55.825	2:56.894 (32)
32	34 J.EYNARD-MACHET	52.637	34 J.EYNARD-MACHET	1:17.895	34 J.EYNARD-MACHET	45.776	32	34	Pre-82	2:56.308	2:56.721 (31)
33	7 P.WEISS	52.758	27 R.PREVOST	1:17.950	62 P.VEBER	45.780	33	68	Pre-74	2:56.672	2:58.369 (34)
34	62 P.VEBER	52.795	45 J.HERAULT	1:17.995	68 M.DUPONT	45.819	34	62	Pre-74	2:56.799	2:57.754 (33)
35	68 M.DUPONT	53.098	61 E.LECLUSE	1:18.171	7 P.WEISS	46.229	35	7	Pre-82	2:57.412	2:58.548 (36)
36	38 P.D'AUBREY	53.289	62 P.VEBER	1:18.224	48 D.JANIN	46.516	36	48	Pre-90	2:58.141	2:58.475 (35)
37	6 J.COMTE	53.614	7 P.WEISS	1:18.425	6 J.COMTE	46.699	37	61	Pre-74	2:59.662	
38	22 J.MORERE	55.604	48 D.JANIN	1:19.062	38 P.D'AUBREY	46.781	38	6	Pre-74	3:00.978	3:01.013 (37)
39	61 E.LECLUSE	56.227	6 J.COMTE	1:20.665	24 E.ZONTA	49.826	39	22	Pre-82	3:12.902	3:15.645 (38)
40	24 E.ZONTA	56.652	22 J.MORERE	1:26.564	22 J.MORERE	50.734	40	24	Pre-90	3:18.397	3:20.401 (39)




6-Formula Ford 1600 SUPERSPA

Race 2

Best Top Speed

Team	Car	Class	Top Speed	Top 1	Top 2	Top 3	Top 4	Top 5						
				Kph Lap	Kph Lap	Kph Lap	Kph Lap	Kph Lap	Avg					
25	SWIFT SC92	Pre-93	P. DESSY	208.5	5	207.7	8	205.3	9	204.2	7	200.4	6	205.2
88	CROSSLÉ 16F	Pre-74	J. DEVAUX	207.3	6	201.9	3	196.0	8	193.5	9	192.9	7	198.3
35	RAY GR17	INVITE	J. SVENSSON	205.7	10	202.6	8	202.2	9	201.9	7	201.1	6	202.7
93	SWIFT SC92	Pre-93	R. D'AUBREBY	204.2	2	201.1	8	200.4	7	199.3	6	199.3	4	200.9
19	REYNARD 88F	Pre-90	M. KOZYREFF	203.4	7	200.4	6	199.3	8	198.2	5	197.4	9	199.7
72	CROSSLÉ 20F	Pre-74	P. MCMORRAN	200.4	2	196.0	9	193.9	3	192.5	6	192.5	5	195.1
15	VAN DIEMEN RF90	Pre-93	M. LEBRETON	200.0	3	199.3	4	198.9	2	197.4	6	195.7	7	198.3
89	VAN DIEMEN RF90	Pre-93	B. MONTEIRO	200.0	7	199.6	8	199.3	3	198.2	6	198.2	4	199.1
83	VAN DIEMEN RF90	Pre-93	A. CILIAN	198.9	3	197.1	7	197.1	6	196.7	2	195.7	8	197.1
69	REYNARD 89F	Pre-90	C. DERIDDER	198.2	5	197.1	2	197.1	3	197.1	6	195.7	7	197.0
1	LOLA T540E	Pre-82	F. BELLE	197.4	4	195.7	2	194.9	7	194.6	8	193.9	3	195.3
23	MARCH 719	Pre-74	T. ROLLET	196.7	2	191.2	4	189.8	9	189.1	6	188.5	5	191.1
168	VAN DIEMEN RF89	Pre-90	D. RIMBERT	196.7	3	196.0	2							196.4
8	RONDEAU M585	Pre-90	G. ANCENAY	196.4	6	196.0	5	193.2	7	191.5	8	191.2	3	193.7
44	LOLA T540E	Pre-82	L. FRESNAIS	195.7	2	189.1	7	188.5	3	183.7	9	183.7	8	188.1
37	VAN DIEMEN RF92	Pre-93	J. DIONISOTTI	195.3	9	194.6	2	192.9	7	192.2	3	191.8	10	193.4
39	RAY F71	Pre-74	A. CROCKER	195.3	6	194.9	5	194.2	3	193.2	2	189.8	8	193.5
51	VAN DIEMEN RF79	Pre-82	NELSON	195.3	7	191.2	2	188.2	8	185.2	9	185.2	6	189.0
73	VAN DIEMEN RF90	Pre-93	F. FRANÇAIS	194.9	2	189.8	6	187.2	7	184.3	8	179.1	4	187.1
16	CROSSLÉ 32F	Pre-82	X. MICHEL	194.2	4	192.9	3	190.8	5	188.5	8	187.8	7	190.8
117	RAY 92F	Pre-93	A. CASTILLOU	194.2	2	193.5	10	193.5	4	192.9	3	192.5	7	193.3
91	VAN DIEMEN RF86	Pre-90	F. CHAPPRON	193.5	4	192.5	7	192.5	6	190.8	8	190.5	3	192.0
14	DULON DL4	Pre-74	N. LEBLOND	193.2	4	187.5	8	187.2	5	186.5	10	185.9	9	188.1
40	MERLYN MK20A	Pre-74	A. SANJUAN	192.9	4	190.1	3	188.2	2	187.2	7	185.2	9	188.7
10	CROSSLÉ 25F	Pre-82	G. GENECAND	191.8	3	191.5	4	190.5	8	187.8	2	186.5	6	189.6
11	LOTUS 51C	Pre-74	B. WOHRMANN	191.2	9	188.8	7	188.5	6	188.5	3	187.5	4	188.9
55	CROSSLÉ 32F	Pre-82	J. BAUDART	191.2	2	190.8	7	190.1	5	188.5	4	187.8	3	189.7
27	McNAMARA FCA Mk3	Pre-74	R. PREVOST	190.8	3	182.7	2	181.8	9	181.5	7	180.9	6	183.5
172	VAN DIEMEN RF85	Pre-90	T. ABADIE	190.8	7	190.8	5	190.5	4	190.5	2	189.8	8	190.5
7	RAY 80F	Pre-82	P. WEISS	186.9	2	183.7	7	183.4	9	182.7	4	181.8	6	183.7
62	CROSSLÉ 16F	Pre-74	P. VEBER	186.9	2	181.8	4	179.4	8	178.8	5	178.5	6	181.1
48	RONDEAU M584	Pre-90	D. JANIN	185.9	6	180.3	3	179.4	5	175.6	8	175.0	2	179.2
6	CROSSLÉ 20F	Pre-74	J. COMTE	185.2	4	180.3	7	177.9	6	177.3	8	177.0	2	179.5
22	VAN DIEMEN RF8	Pre-82	J. MORERE	184.6	7	184.0	8	180.3	4	180.3	9	178.8	2	181.6
45	VAN DIEMEN FA73	Pre-74	J. HERAULT	184.0	4	183.7	5	181.8	7	180.6	6	179.7	9	182.0
68	DULON LD4	Pre-74	M. DUPONT	183.7	2	181.5	3	179.7	6	178.5	7	175.6	4	179.8
34	CROSSLÉ 32F	Pre-82	J. EYNARD-MACHET	183.1	9	180.9	7	180.9	4	179.1	5	177.9	10	180.4
38	VAN DIEMEN RF91	Pre-93	P. D'AUBREBY	179.7	2	176.2	6	173.4	5	169.0	3	169.0	4	173.5
24	RONDEAU M584	Pre-90	E. ZONTA	169.3	9	168.0	6	166.2	8	165.6	5	164.1	7	166.6
61	LOTUS 69F	Pre-74	E. LECLUSE	152.3	2									152.3
31	VAN DIEMEN RF90	Pre-93												
42	MARCH 719	Pre-74												
46	VAN DIEMEN RF90	Pre-93												
56	REYNARD 85F	Pre-90												
96	RAY GR17	INVITE	P. MONBARON											




6-Formula Ford 1600 SUPER SPA Race 2

Analysis by lap

Lapped

No	Lap Time	Gap	No	Lap Time	Gap	No	Lap Time	Gap	No	Lap Time	Gap	No	Lap Time	Gap
Lap 1			72	2:51.450	17.964	11	2:58.996	44.592	44	2:50.313	30.046	69	2:51.899	1:09.770
35	2:47.646	0.000	91	2:53.803	22.512	172	2:57.753	46.402	51	2:50.679	30.299	8	2:52.734	1:10.060
117	2:50.886	3.240	14	2:54.383	23.434	38	2:59.721	53.568	10	2:51.857	30.648	11	2:53.339	1:13.868
1	2:51.311	3.665	15	2:49.445	23.655	68	3:10.564	1:01.092	16	2:50.502	31.229	172	2:54.924	1:15.358
51	2:53.492	5.846	83	2:54.538	23.941	62	3:02.885	1:02.803	15	2:47.658	36.126	45	2:57.618	1:27.800
89	2:53.863	6.217	40	2:53.932	24.417	34	3:06.951	1:08.164	39	2:47.637	36.470	62	2:57.754	1:45.405
16	2:56.762	9.116	25	2:53.799	24.861	48	3:06.115	1:09.858	25	2:46.665	42.083	27	2:55.111	1:45.876
10	2:57.418	9.772	8	2:55.697	26.009	6	3:08.172	1:10.980	91	2:50.735	42.904	68	2:58.369	1:46.899
55	2:57.757	10.111	69	2:54.467	27.564	7	3:18.199	1:11.887	83	2:50.688	44.855	34	2:57.282	1:50.814
168	2:57.968	10.322	88	2:54.383	28.970	73	3:48.576	1:35.968	72	2:52.112	45.166	48	2:59.819	1:55.224
39	2:58.101	10.455	45	2:56.045	30.017	22	3:17.176	1:42.930	23	2:50.405	46.809	7	2:59.749	2:01.465
44	2:58.301	10.655	11	2:55.035	30.348	24	3:22.028	1:59.612	55	2:52.711	47.579	6	3:05.105	2:10.271
23	2:58.681	11.035	37	2:54.253	30.483	Lap 4			14	2:50.906	47.653	38	6:43.167	1 Lap
72	2:59.070	11.424	19	2:54.304	31.296	35	2:44.863	40	2:52.367	48.529	Lap 7			
96	3:00.923	13.277	27	2:56.142	31.776	1	2:48.358	14.529	37	2:53.038	56.205	35	2:43.487	
61	3:01.045	13.399	73	2:56.798	32.144	117	2:48.996	14.887	19	2:52.408	58.940	73	4:21.616	2 Laps
91	3:01.265	13.619	93	2:50.582	32.665	89	2:48.887	19.221	93	2:51.292	59.078	117	2:48.273	29.745
14	3:01.607	13.961	172	2:55.421	33.401	10	2:50.305	23.220	88	2:54.398	59.826	1	2:49.148	30.098
83	3:01.959	14.313	68	2:59.112	35.280	51	2:50.644	24.049	8	2:54.964	1:01.007	89	2:47.085	31.649
8	3:02.868	15.222	7	2:58.954	38.440	44	2:49.654	24.162	69	2:54.050	1:01.552	22	3:17.518	1 Lap
40	3:03.041	15.395	38	2:57.024	38.599	16	2:51.268	25.156	172	2:53.277	1:04.115	15	2:46.017	41.369
25	3:03.618	15.972	62	3:01.128	44.670	15	2:48.620	32.897	11	2:54.040	1:04.210	44	2:49.258	43.894
69	3:05.653	18.007	34	3:03.963	45.965	39	2:50.410	33.262	73	5:00.620	1 Lap	51	2:50.001	44.243
45	3:06.528	18.882	6	3:04.344	47.560	91	2:51.524	36.598	45	2:55.683	1:13.863	16	2:50.297	44.671
15	3:06.766	19.120	48	3:03.951	48.495	72	2:53.520	37.483	62	2:59.089	1:31.332	10	2:51.342	45.001
88	3:07.143	19.497	22	3:15.885	1:10.506	83	2:52.819	38.596	68	3:00.813	1:32.211	39	2:51.699	50.242
11	3:07.869	20.223	61	3:45.873	1:14.362	55	2:54.431	39.297	27	2:57.359	1:34.446	25	2:48.460	51.951
73	3:07.902	20.256	24	3:21.764	1:22.336	25	2:53.542	39.847	34	2:58.014	1:37.213	91	2:50.977	55.813
27	3:08.190	20.544	Lap 3			40	2:52.869	40.591	48	2:58.475	1:39.086	83	2:50.355	59.145
68	3:08.724	21.078	35	2:44.752	23	2:55.559	40.833	7	3:02.201	1:45.397	72	2:51.216	1:01.317	
37	3:08.786	21.140	117	2:48.692	10.754	14	2:55.172	41.176	6	3:06.146	1:48.847	23	2:51.203	1:01.553
19	3:09.548	21.902	1	2:48.754	11.034	37	2:51.937	47.596	Lap 6			14	2:50.113	1:02.022
172	3:10.536	22.890	89	2:49.526	15.197	88	2:55.595	49.857	35	2:43.681	55	2:51.895	1:04.454	
7	3:12.042	24.396	10	2:48.950	17.778	8	2:57.161	50.472	22	3:18.299	1 Lap	40	2:51.855	1:06.352
38	3:14.131	26.485	51	2:50.859	18.268	19	2:54.571	50.961	1	2:48.732	24.437	93	2:47.989	1:09.608
34	3:14.558	26.912	16	2:48.690	18.751	69	2:56.484	51.931	117	2:49.009	24.959	37	2:50.242	1:11.577
93	3:14.639	26.993	44	2:48.564	19.371	93	2:54.605	52.215	89	2:48.479	28.051	88	2:50.331	1:12.498
6	3:15.772	28.126	168	2:49.929	21.414	11	2:54.870	54.599	24	3:26.313	1 Lap	19	2:49.586	1:13.057
62	3:16.098	28.452	39	2:57.041	27.715	172	2:53.728	55.267	10	2:50.179	37.146	69	2:52.811	1:19.094
48	3:17.100	29.454	72	2:55.614	28.826	45	3:05.588	1:02.609	51	2:51.111	37.729	8	2:52.661	1:19.234
22	3:27.177	39.531	15	2:50.237	29.140	38	3:05.899	1:14.604	16	2:50.313	37.861	11	2:54.313	1:24.694
24	3:33.128	45.482	55	2:57.650	29.729	68	2:59.598	1:15.827	44	2:51.758	38.123	172	2:54.668	1:26.539
Lap 2			91	2:52.177	29.937	62	2:58.732	1:16.672	15	2:46.394	38.839	24	3:37.070	1 Lap
35	2:44.910	23	2:57.527	30.137	27	3:24.047	1:21.516	39	2:49.241	42.030	45	2:57.039	1:41.352	
117	2:48.484	6.814	83	2:51.451	30.640	34	3:00.327	1:23.628	25	2:48.576	46.978	27	2:56.077	1:58.466
1	2:48.277	7.032	14	2:52.185	30.867	48	3:00.045	1:25.040	91	2:49.100	48.323	68	2:58.412	2:01.824
89	2:49.116	10.423	25	2:51.059	31.168	6	3:01.013	1:27.130	83	2:51.103	52.277	34	2:56.721	2:04.048
51	2:51.225	12.161	40	2:52.920	32.585	7	3:00.601	1:27.625	72	2:52.103	53.588	48	3:03.335	2:15.072
10	2:48.718	13.580	8	2:56.917	38.174	22	3:15.645	2:13.712	23	2:50.709	53.837	7	2:58.548	2:16.526
16	2:50.607	14.813	88	2:54.907	39.125	24	3:21.729	2:36.478	14	2:51.424	55.396	62	3:18.629	2:20.547
39	2:49.881	15.426	69	2:57.498	40.310	Lap 5			55	2:52.148	56.046	6	3:03.361	2:30.145
44	2:49.814	15.559	37	2:54.791	40.522	35	2:44.429	40	2:53.136	57.984	38	2:56.894	1 Lap	
168	2:50.825	16.237	19	2:54.709	41.253	1	2:49.286	19.386	37	2:52.298	1:04.822	Lap 8		
55	2:51.630	16.831	45	2:56.619	41.884	117	2:49.173	19.631	93	2:49.709	1:05.106	35	2:43.669	
23	2:51.237	17.362	27	2:55.308	42.332	89	2:48.461	23.253	88	2:49.509	1:05.654	73	2:51.616	2 Laps
			93	2:54.560	42.473				19	2:51.699	1:06.958			




6-Formula Ford 1600 SUPERSPA Race 2

Sector Analysis

— Invalidated Lap ■ Personal Best ■ Session Best B Crossing the pit lane


Lap	D	Time	Sector 1	Sector 2	Sector 3	T.Spd	Elapsed	Lap	D	Time	Sector 1	Sector 2	Sector 3	T.Spd	Elapsed
1. François BELLE LOLA T540E Pre-82								10. Gislain GENECAND CROSSLÉ 25F Pre-82							
1	1	2:51.311	52.025	1:15.836	43.450		2:51.311	1	1	2:57.418	56.165	1:16.368	44.885		2:57.418
2	1	2:48.277	49.442	1:14.334	44.501	195.7	5:39.588	2	1	2:48.718	50.152	1:14.541	44.025	187.8	5:46.136
3	1	2:48.754	50.666	1:14.540	43.548	193.9	8:28.342	3	1	2:48.950	50.314	1:14.340	44.296	191.8	8:35.086
4	1	2:48.358	49.888	1:14.302	44.168	197.4	11:16.700	4	1	2:50.305	51.328	1:14.477	44.500	191.5	11:25.391
5	1	2:49.286	50.911	1:14.236	44.139	186.9	14:05.986	5	1	2:51.857	51.680	1:15.693	44.484	181.2	14:17.248
6	1	2:48.732	50.454	1:14.387	43.891	189.8	16:54.718	6	1	2:50.179	51.236	1:14.954	43.989	186.5	17:07.427
7	1	2:49.148	50.695	1:14.669	43.784	194.9	19:43.866	7	1	2:51.342	51.577	1:15.348	44.417	184.6	19:58.769
8	1	2:48.122	49.876	1:14.218	44.028	194.6	22:31.988	8	1	2:48.672	50.014	1:14.454	44.204	190.5	22:47.441
9	1	2:48.230	50.117	1:14.648	43.465	188.8	25:20.218	9	1	2:51.130	51.702	1:14.674	44.754	184.0	25:38.571
10	1	2:48.863	50.605	1:14.597	43.661	189.1	28:09.081	10	1	2:52.994	51.952	1:16.244	44.798	182.7	28:31.565
6. Jean-François COMTE CROSSLÉ 20F Pre-74								11. Bob WOHRMANN LOTUS 51C Pre-74							
1	1	3:15.772	1:03.930	1:23.929	47.913		3:15.772	1	1	3:07.869	1:00.452	1:20.734	46.683		3:07.869
2	1	3:04.344	54.288	1:23.357	46.699	177.0	6:20.116	2	1	2:55.035	51.668	1:17.823	45.544	181.2	6:02.904
3	1	3:08.172	53.950	1:27.162	47.060	175.9	9:28.288	3	1	2:58.996	52.433	1:21.029	45.534	188.5	9:01.900
4	1	3:01.013	53.614	1:20.665	46.734	185.2	12:29.301	4	1	2:54.870	52.181	1:17.506	45.183	187.5	11:56.770
5	1	3:06.146	55.561	1:23.226	47.359	173.4	15:35.447	5	1	2:54.040	51.776	1:17.376	44.888	185.6	14:50.810
6	1	3:05.105	54.972	1:22.580	47.553	177.9	18:40.552	6	1	2:53.339	51.588	1:16.831	44.920	188.5	17:44.149
7	1	3:03.361	53.923	1:21.295	48.143	180.3	21:43.913	7	1	2:54.313	51.409	1:16.339	46.565	188.8	20:38.462
8	1	3:02.140	54.095	1:21.048	46.997	177.3	24:46.053	8	1	2:56.056	52.079	1:16.289	47.688	185.9	23:34.518
9	1	3:01.264	53.787	1:20.768	46.709	176.5	27:47.317	9	1	2:56.748	51.760	1:16.139	48.849	191.2	26:31.266
10	1	3:01.072	52.731	1:25.855	46.709	176.5	30:48.389	10	1	3:30.072	52.731	1:25.855	1:11.486	183.1	30:01.338
7. Patrick WEISS RAY 80F Pre-82								14. Nicolas LEBLOND DULON DL4 Pre-74							
1	1	3:12.042	1:03.713	1:21.992	46.337		3:12.042	1	1	3:01.607	59.405	1:17.012	45.190		3:01.607
2	1	2:58.954	52.758	1:19.227	46.969	186.9	6:10.996	2	1	2:54.383	52.887	1:16.444	45.052	183.1	5:55.990
3	1	3:18.199	52.878	1:38.202	47.119	180.0	9:29.195	3	1	2:52.185	51.145	1:16.384	44.656	184.9	8:48.175
4	1	3:00.601	54.154	1:19.825	46.622	182.7	12:29.796	4	1	2:55.172	51.062	1:19.017	45.093	193.2	11:43.347
5	1	3:02.201	54.680	1:20.024	47.497	171.2	15:31.997	5	1	2:50.906	51.324	1:14.973	44.609	187.2	14:34.253
6	1	2:59.749	53.398	1:19.104	47.247	181.8	18:31.746	6	1	2:51.424	51.645	1:15.138	44.641	184.0	17:25.677
7	1	2:58.548	53.694	1:18.425	46.429	183.7	21:30.294	7	1	2:50.113	51.316	1:14.311	44.486	184.3	20:15.790
8	1	3:06.540	1:01.368	1:18.895	46.277	181.8	24:36.834	8	1	2:52.107	50.424	1:16.425	45.258	187.5	23:07.897
9	1	2:58.861	52.911	1:19.721	46.229	183.4	27:35.695	9	1	2:51.125	50.837	1:15.494	44.794	185.9	25:59.022
10	1	2:58.861	52.911	1:19.721	46.229	183.4	27:35.695	10	1	2:57.268	51.718	1:16.233	49.317	186.5	28:56.290
8. Guillaume ANCENAY RONDEAU M585 Pre-90								15. Maxime LEBRETON VAN DIEMEN RF90 Pre-93							
1	1	3:02.868	59.277	1:18.846	44.745		3:02.868	1	1	3:06.766	1:01.553	1:19.717	45.496		3:06.766
2	1	2:55.697	51.853	1:18.353	45.491	186.2	5:58.565	2	1	2:49.445	49.927	1:15.601	43.917	198.9	5:56.211
3	1	2:56.917	52.488	1:19.130	45.299	191.2	8:55.482	3	1	2:50.237	49.185	1:16.549	44.503	200.0	8:46.448
4	1	2:57.161	52.649	1:19.326	45.186	187.5	11:52.643	4	1	2:48.620	49.560	1:15.495	43.565	199.3	11:35.068
5	1	2:54.964	51.480	1:18.880	44.604	196.0	14:47.607	5	1	2:47.658	49.797	1:14.584	43.277	194.6	14:22.726
6	1	2:52.734	51.369	1:16.817	44.548	196.4	17:40.341	6	1	2:46.394	49.274	1:13.649	43.471	197.4	17:09.120
7	1	2:52.661	50.794	1:16.717	45.150	193.2	20:33.002	7	1	2:46.017	49.318	1:13.432	43.267	195.7	19:55.137
8	1	2:52.655	50.901	1:16.685	45.069	191.5	23:25.657	8	1	2:49.269	51.177	1:14.682	43.410	191.8	22:44.406
9	1	2:55.891	51.901	1:19.055	44.935	190.8	26:21.548	9	1	2:47.357	50.015	1:14.125	43.217	193.5	25:31.763
10	1	2:55.716	51.406	1:17.293	47.017	190.5	29:17.264	10	1	2:47.262	49.724	1:13.894	43.644	193.2	28:19.025



6-Formula Ford 1600 SUPERSPA Race 2 Sector Analysis

— Invalidated Lap ■ Personal Best ■ Session Best B Crossing the pit lane

Lap	D	Time	Sector 1	Sector 2	Sector 3	T.Spd	Elapsed	Lap	D	Time	Sector 1	Sector 2	Sector 3	T.Spd	Elapsed				
16	1.Xavier MICHEL	CROSSLÉ 32F Pre-82							24	1.Eva ZONTA	RONDEAU M584 Pre-90								
		1	1	2:56.762	55.292	1:16.425	45.045				2:56.762	1	1	3:33.128	1:11.015	1:31.919	50.194		3:33.128
		2	1	2:50.607	50.953	1:15.342	44.312	187.8			5:47.369	2	1	3:21.764	56.966	1:33.640	51.158	159.1	6:54.892
		3	1	2:48.690	50.134	1:14.409	44.147	192.9			8:36.059	3	1	3:22.028	57.658	1:33.270	51.100	161.7	10:16.920
		4	1	2:51.268	50.801	1:16.365	44.102	194.2			11:27.327	4	1	3:21.729	56.940	1:33.652	51.137	156.7	13:38.649
		5	1	2:50.502	50.261	1:15.599	44.642	190.8			14:17.829	5	1	3:26.313	58.157	1:36.507	51.649	165.6	17:04.962
		6	1	2:50.313	50.873	1:15.057	44.383	187.8			17:08.142	6	1	3:37.070	1:03.203	1:39.510	54.357	168.0	20:42.032
		7	1	2:50.297	50.636	1:14.997	44.664	187.8			19:58.439	7	1	3:20.401	56.652	1:33.923	49.826	164.1	24:02.433
		8	1	2:50.726	50.508	1:15.308	44.910	188.5			22:49.165	8	1	3:21.491	57.136	1:34.184	50.171	166.2	27:23.924
		9	1	2:50.046	50.169	1:15.085	44.792	184.9			25:39.211	9	1	3:21.207	58.660	1:32.470	50.077	169.3	30:45.131
		10	1	2:50.393	51.194	1:14.677	44.522	184.9			28:29.604								
19	1.Michel KOZYREFF	REYNARD 88F Pre-90							25	1.Pierre DESSY	SWIFT SC92 Pre-93								
		1	1	3:09.548	1:04.141	1:21.152	44.255				3:09.548	1	1	3:03.618	1:00.106	1:18.664	44.848		3:03.618
		2	1	2:54.304	50.668	1:18.937	44.699	188.2			6:03.852	2	1	2:53.799	51.244	1:18.485	44.070	181.2	5:57.417
		3	1	2:54.709	51.100	1:17.902	45.707	197.1			8:58.561	3	1	2:51.059	50.522	1:16.704	43.833	194.9	8:48.476
		4	1	2:54.571	50.206	1:19.028	45.337	180.3			11:53.132	4	1	2:53.542	50.500	1:18.344	44.698	196.4	11:42.018
		5	1	2:52.408	50.772	1:17.311	44.325	198.2			14:45.540	5	1	2:46.665	48.500	1:15.149	43.016	208.5	14:28.683
		6	1	2:51.699	50.206	1:17.282	44.211	200.4			17:37.239	6	1	2:48.576	49.861	1:15.437	43.278	200.4	17:17.259
		7	1	2:49.586	49.681	1:16.065	43.840	203.4			20:26.825	7	1	2:48.460	50.038	1:14.761	43.661	204.2	20:05.719
		8	1	2:51.172	50.718	1:16.798	43.656	199.3			23:17.997	8	1	2:47.418	48.810	1:14.862	43.746	207.7	22:53.137
		9	1	2:52.973	51.331	1:17.077	44.565	197.4			26:10.970	9	1	2:47.423	48.644	1:14.691	44.088	205.3	25:40.560
		10	1	2:52.063	51.021	1:16.699	44.343	193.9			29:03.033	10	1	2:52.295	50.556	1:16.383	45.356	177.0	28:32.855
22	1.Jean-Luc MORERE	VAN DIEMEN RF8 Pre-82							27	1.Régis PREVOST	McNAMARA FCA Mk3 Pre-74								
		1	1	3:27.177	1:09.501	1:26.564	51.112				3:27.177	1	1	3:08.190	1:00.640	1:21.595	45.955		3:08.190
		2	1	3:15.885	56.568	1:27.159	52.158	178.8			6:43.062	2	1	2:56.142	51.473	1:18.293	46.376	182.7	6:04.332
		3	1	3:17.176	55.604	1:29.814	51.758	178.2			10:00.238	3	1	2:55.308	50.967	1:18.659	45.682	190.8	8:59.640
		4	1	3:15.645	56.488	1:28.423	50.734	180.3			13:15.883	4	1	3:24.047	1:18.560	1:18.929	46.558	177.0	12:23.687
		5	1	3:18.299	55.906	1:29.190	53.203	178.8			16:34.182	5	1	2:57.359	52.702	1:18.611	46.046	178.2	15:21.046
		6	1	3:17.518	56.648	1:28.671	52.199	171.4			19:51.700	6	1	2:55.111	51.799	1:18.134	45.178	180.9	18:16.157
		7	1	3:17.746	55.691	1:30.159	51.896	184.6			23:09.446	7	1	2:56.077	52.242	1:17.950	45.885	181.5	21:12.234
		8	1	3:16.135	55.986	1:28.948	51.201	184.0			26:25.581	8	1	2:57.699	52.617	1:19.017	46.065	178.5	24:09.933
		9	1	3:18.142	55.863	1:29.347	52.932	180.3			29:43.723	9	1	2:57.839	52.194	1:19.256	46.389	181.8	27:07.772
		10	1									10	1	2:57.265	53.004	1:18.329	45.932	177.6	30:05.037
23	1.Tony ROLLET	MARCH 719 Pre-74							34	1.Jean-Pierre EYNARD-MAC	CROSSLÉ 32F Pre-82								
		1	1	2:58.681	56.903	1:16.461	45.317				2:58.681	1	1	3:14.558	1:03.166	1:23.633	47.759		3:14.558
		2	1	2:51.237	50.702	1:16.112	44.423	196.7			5:49.918	2	1	3:03.963	54.940	1:21.468	47.555	157.4	6:18.521
		3	1	2:57.527	50.917	1:20.773	45.837	186.5			8:47.445	3	1	3:06.951	53.561	1:27.027	46.363	174.8	9:25.472
		4	1	2:55.559	51.662	1:18.611	45.286	191.2			11:43.004	4	1	3:00.327	54.149	1:20.040	46.138	180.9	12:25.799
		5	1	2:50.405	50.870	1:15.218	44.317	188.5			14:33.409	5	1	2:58.014	53.469	1:18.435	46.110	179.1	15:23.813
		6	1	2:50.709	50.847	1:15.237	44.625	189.1			17:24.118	6	1	2:57.282	53.328	1:18.178	45.776	177.9	18:21.095
		7	1	2:51.203	50.466	1:16.128	44.609	186.9			20:15.321	7	1	2:56.721	52.763	1:17.895	46.063	180.9	21:17.816
		8	1	2:52.866	50.723	1:16.754	45.389	188.2			23:08.187	8	1	2:57.962	53.054	1:18.871	46.037	175.0	24:15.778
		9	1	2:51.277	50.580	1:15.809	44.888	189.8			25:59.464	9	1	3:00.413	52.637	1:20.118	47.658	183.1	27:16.191
		10	1	2:53.089	51.248	1:16.644	45.197	182.7			28:52.553	10	1	2:58.943	53.263	1:19.157	46.523	177.9	30:15.134

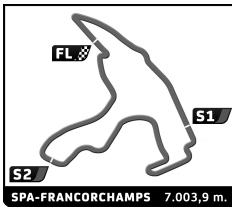


6-Formula Ford 1600 SUPERSPA Race 2

Sector Analysis

— Invalidated Lap ■ Personal Best ■ Session Best B Crossing the pit lane

Lap	D	Time	Sector 1	Sector 2	Sector 3	T.Spd	Elapsed	Lap	D	Time	Sector 1	Sector 2	Sector 3	T.Spd	Elapsed	
35		1. John SVENSSON						RAY GR17 INVITE		MERLYN MK20A Pre-74						
1	1	2:47.646	50.480	1:14.217	42.949		2:47.646	1	1	3:03.041	59.753	1:18.572	44.716		3:03.041	
2	1	2:44.910	48.840	1:13.494	42.576	199.6	5:32.556	2	1	2:53.932	51.559	1:17.383	44.990	188.2	5:56.973	
3	1	2:44.752	48.467	1:13.762	42.523	200.4	8:17.308	3	1	2:52.920	51.103	1:17.409	44.408	190.1	8:49.893	
4	1	2:44.863	48.557	1:13.522	42.784	200.7	11:02.171	4	1	2:52.869	50.323	1:17.893	44.653	192.9	11:42.762	
5	1	2:44.429	48.565	1:13.364	42.500	200.4	13:46.600	5	1	2:52.367	51.953	1:15.577	44.837	184.6	14:35.129	
6	1	2:43.681	48.330	1:13.079	42.272	201.1	16:30.281	6	1	2:53.136	52.854	1:15.317	44.965	184.9	17:28.265	
7	1	2:43.487	48.356	1:13.035	42.096	201.9	19:13.768	7	1	2:51.855	51.096	1:15.914	44.845	187.2	20:20.120	
8	1	2:43.669	48.291	1:13.089	42.289	202.6	21:57.437	8	1	2:51.350	51.508	1:15.050	44.792	184.3	23:11.470	
9	1	2:44.884	48.316	1:13.607	42.961	202.2	24:42.321	9	1	2:50.702	50.742	1:15.528	44.432	185.2	26:02.172	
10	1	2:46.225	48.132	1:15.540	42.553	205.7	27:28.546	10	1	2:58.170	51.933	1:15.069	51.168	178.5	29:00.342	
37		1. Jean DIONISOTTI						VAN DIEMEN RF92 Pre-93		LOLA T540E Pre-82						
1	1	3:08.786	1:05.238	1:19.054	44.494		3:08.786	1	1	2:58.301	57.134	1:16.758	44.409		2:58.301	
2	1	2:54.253	51.436			194.6	6:03.039	2	1	2:49.814	50.572	1:15.057	44.185	195.7	5:48.115	
3	1	2:54.791	50.666	1:18.572	45.553	192.2	8:57.830	3	1	2:48.564	50.470	1:14.036	44.058	188.5	8:36.679	
4	1	2:51.937	50.538			186.9	11:49.767	4	1	2:49.654	50.341	1:15.138	44.175	182.4	11:26.333	
5	1	2:53.038	51.205	1:17.311	44.522	186.2	14:42.805	5	1	2:50.313	50.662	1:14.988	44.663	182.4	14:16.646	
6	1	2:52.298	51.011	1:16.421	44.866	185.9	17:35.103	6	1	2:51.758	52.007	1:15.493	44.258	170.3	17:08.404	
7	1	2:50.242	50.757	1:15.621	43.864	192.9	20:25.345	7	1	2:49.258	50.354	1:14.467	44.437	189.1	19:57.662	
8	1	2:50.004	50.314	1:15.499	44.191	189.1	23:15.349	8	1	2:50.756	51.131	1:15.207	44.418	183.7	22:48.418	
9	1	2:49.508	50.172	1:15.368	43.968	195.3	26:04.857	9	1	2:50.513	50.880	1:15.318	44.315	183.7	25:38.931	
10	1	2:49.816	49.951	1:15.582	44.283	191.8	28:54.673	10	1	2:51.812	51.601	1:15.817	44.394	177.6	28:30.743	
38		1. Patrick D'AUBREY						VAN DIEMEN RF91 Pre-93		VAN DIEMEN FA73 Pre-74						
1	1	3:14.131	1:05.734	1:21.327	47.070		3:14.131	1	1	3:06.528	1:00.317	1:19.901	46.310		3:06.528	
2	1	2:57.024	53.289	1:16.954	46.781	179.7	6:11.155	2	1	2:56.045	51.989	1:18.493	45.563	178.8	6:02.573	
3	1	2:59.721	54.337	1:18.389	46.995	169.0	9:10.876	3	1	2:56.619	51.463	1:18.614	46.542	171.2	8:59.192	
4	1	3:05.899	54.203	1:16.458	55.238	169.0	12:16.775	4	1	3:05.588	1:00.993	1:18.630	45.965	184.0	12:04.780	
5	1	6:43.167	4:39.449	1:16.785	46.933	173.4	18:59.942	5	1	2:55.683	52.248	1:17.995	45.440	183.7	15:00.463	
6	1	2:56.894	53.905	1:15.755	47.234	176.2	21:56.836	6	1	2:57.618	52.750	1:18.333	46.535	180.6	17:58.081	
7	1	2:58.123	54.770	1:15.995	47.358	169.0	24:54.959	7	1	2:57.039	52.279	1:18.519	46.241	181.8	20:55.120	
8	1	3:44.148	1:01.688	1:31.885	1:10.575	123.9	28:39.107	8	1	2:59.439	52.294	1:20.973	46.172	179.7	23:54.559	
9	1							9	1	2:58.040	52.843	1:19.052	46.145	179.7	26:52.599	
10	1							10	1	3:00.059	53.892	1:19.464	46.703	177.0	29:52.658	
39		1. Alan CROCKER						RAY F71 Pre-74		RONDEAU M584 Pre-90						
1	1	2:58.101	56.683	1:16.361	45.057		2:58.101	1	1	3:17.100	1:05.486	1:23.633	47.981		3:17.100	
2	1	2:49.881	50.164	1:15.035	44.682	193.2	5:47.982	2	1	3:03.951	54.382	1:22.569	47.000	175.0	6:21.051	
3	1	2:57.041	53.153	1:18.885	45.003	194.2	8:45.023	3	1	3:06.115	52.600	1:26.194	47.321	180.3	9:27.166	
4	1	2:50.410	51.348	1:15.408	43.654	186.5	11:35.433	4	1	3:00.045	53.003	1:20.526	46.516	167.7	12:27.211	
5	1	2:47.637	49.594	1:14.657	43.386	194.9	14:23.070	5	1	2:58.475	52.563	1:19.062	46.850	179.4	15:25.686	
6	1	2:49.241	49.767	1:15.137	44.337	195.3	17:12.311	6	1	2:59.819	53.082	1:19.179	47.558	185.9	18:25.505	
7	1	2:51.699	51.105	1:15.530	45.064	189.5	20:04.010	7	1	3:03.335	53.929	1:20.656	48.750	168.2	21:28.840	
8	1	2:51.264	51.118	1:15.662	44.484	189.8	22:55.274	8	1	3:02.266	54.255	1:20.481	47.530	175.6	24:31.106	
9	1	2:52.057	50.784	1:16.582	44.691	186.5	25:47.331	9	1	3:05.944	54.316	1:21.539	50.089	167.4	27:37.050	
10	1	2:51.896	51.040	1:16.165	44.691	184.3	28:39.227									



6-Formula Ford 1600 SUPERSPA Race 2

Sector Analysis

— Invalidated Lap ■ Personal Best ■ Session Best B Crossing the pit lane


Lap	D	Time	Sector 1	Sector 2	Sector 3	T.Spd	Elapsed	Lap	D	Time	Sector 1	Sector 2	Sector 3	T.Spd	Elapsed
51	1. NELSON VAN DIEMEN RF79 Pre-82							7	1	2:58.412	53.098	1:17.755	47.559	178.5	21:15.592
	8	1	2:58.613	53.688	1:18.353	46.572	174.8	24:14.205							
	9	1	3:00.549	54.150	1:19.797	46.602	174.2	27:14.754							
	10	1	2:59.975	53.813	1:19.213	46.949	172.8	30:14.729							
	1	1	2:53.492	53.806	1:15.717	43.969	2:53.492								
	2	1	2:51.225	50.937	1:15.722	44.566	191.2	5:44.717							
	3	1	2:50.859	51.441	1:15.300	44.118	184.3	8:35.576							
	4	1	2:50.644	50.942	1:15.415	44.287	183.7	11:26.220							
	5	1	2:50.679	50.826	1:15.524	44.329	183.4	14:16.899							
	6	1	2:51.111	51.556	1:14.634	44.921	185.2	17:08.010							
	7	1	2:50.001	50.873	1:15.148	43.980	195.3	19:58.011							
8	1	2:49.599	50.596	1:14.413	44.590	188.2	22:47.610								
9	1	2:50.894	51.561	1:14.924	44.409	185.2	25:38.504								
10	1	2:52.572	52.117	1:15.886	44.569	178.8	28:31.076								
55	1. Jean-Pierre BAUDART CROSSLÉ 32F Pre-82							7	1	2:52.811	50.976	1:17.177	44.658	195.7	20:32.862
	8	1	2:53.142	51.033	1:17.630	44.479	192.9	23:26.004							
	9	1	2:54.483	51.458	1:18.229	44.796	191.2	26:20.487							
	1	1	2:57.757	55.539	1:16.911	45.307	2:57.757								
	2	1	2:51.630	50.708	1:16.385	44.537	191.2	5:49.387							
	3	1	2:57.650	51.447	1:19.828	46.375	187.8	8:47.037							
	4	1	2:54.431	51.388	1:18.344	44.699	188.5	11:41.468							
	5	1	2:52.711	50.936	1:16.502	45.273	190.1	14:34.179							
	6	1	2:52.148	51.632	1:15.812	44.704	185.2	17:26.327							
	7	1	2:51.895	51.365	1:15.692	44.838	190.8	20:18.222							
	8	1	2:52.394	51.769	1:15.564	45.061	185.2	23:10.616							
9	1	2:52.121	51.700	1:16.040	44.381	187.5	26:02.737								
10	1	2:51.657	51.367	1:15.558	44.732	184.3	28:54.394								
61	1. Eric LECLUSE LOTUS 69F Pre-74							1	1	3:01.045	57.610	1:18.171	45.264	3:01.045	
	2	1	3:45.873	B	56.227	1:38.987	1:10.659	152.3	6:46.918						

69	1. Christian DERIDDER REYNARD 89F Pre-90							1	1	3:05.653	59.894	1:19.917	45.842	3:05.653
	2	1	2:54.467	51.232	1:17.912	45.323	197.1	6:00.120						
	3	1	2:57.498	51.631	1:20.356	45.511	197.1	8:57.618						
	4	1	2:56.484	51.410	1:19.696	45.378	177.0	11:54.102						
	5	1	2:54.050	51.122	1:18.228	44.700	198.2	14:48.152						
	6	1	2:51.899	50.656	1:16.832	44.411	197.1	17:40.051						
	7	1	2:52.811	50.976	1:17.177	44.658	195.7	20:32.862						
	8	1	2:53.142	51.033	1:17.630	44.479	192.9	23:26.004						
	9	1	2:54.483	51.458	1:18.229	44.796	191.2	26:20.487						

72	1. Paul MCMORRAN CROSSLÉ 20F Pre-74							1	1	2:59.070	57.306	1:16.939	44.825	2:59.070
	2	1	2:51.450	50.526	1:16.276	44.648	200.4	5:50.520						
	3	1	2:55.614	51.118	1:19.237	45.259	193.9	8:46.134						
	4	1	2:53.520	51.441	1:17.414	44.665	188.5	11:39.654						
	5	1	2:52.112	50.874	1:16.617	44.621	192.5	14:31.766						
	6	1	2:52.103	51.179	1:16.398	44.526	192.5	17:23.869						
	7	1	2:51.216	50.683	1:15.901	44.632	190.1	20:15.085						
	8	1	2:52.301	51.011	1:16.295	44.995	190.1	23:07.386						
	9	1	2:51.672	50.261	1:16.867	44.544	196.0	25:59.058						
	10	1	2:52.696	51.582	1:16.139	44.975	185.2	28:51.754						

73	1. Frédéric FRANÇAIS VAN DIEMEN RF90 Pre-93							1	1	3:07.902	1:00.401	1:20.343	47.158	3:07.902
	2	1	2:56.798	52.300	1:18.785	45.713	194.9	6:04.700						
	3	1	3:48.576	1:00.523	1:42.280	1:05.773	125.3	9:53.276						
	4	1	5:00.620	B	2:59.162	1:17.224	44.234	179.1	14:53.896					
	5	1	4:21.616	B	2:19.152	1:17.342	45.122	177.3	19:15.512					
	6	1	2:51.616	50.919	1:15.803	44.894	189.8	22:07.128						
	7	1	2:53.622	51.453	1:16.030	46.139	187.2	25:00.750						
	8	1	2:52.823	52.302	1:16.103	44.418	184.3	27:53.573						

83	1. Arsène CILIAN VAN DIEMEN RF90 Pre-93							1	1	3:01.959	59.604	1:17.757	44.598	3:01.959
	2	1	2:54.538	52.301	1:17.429	44.808	196.7	5:56.497						
	3	1	2:51.451	51.198	1:16.389	43.864	198.9	8:47.948						
	4	1	2:52.819	50.676	1:18.432	43.711	186.5	11:40.767						
	5	1	2:50.688	50.009	1:16.843	43.836	192.2	14:31.455						
	6	1	2:51.103	51.320	1:15.558	44.225	197.1	17:22.558						
	7	1	2:50.355	50.792	1:15.370	44.193	197.1	20:12.913						
	8	1	2:53.434	51.012	1:16.861	45.561	195.7	23:06.347						
	9	1	2:51.388	51.122	1:16.108	44.158	193.5	25:57.735						
	10	1	2:51.677	50.984	1:16.221	44.472	191.8	28:49.412						



6-Formula Ford 1600 SUPERSPA Race 2

Sector Analysis

— Invalidated Lap ■ Personal Best ■ Session Best B Crossing the pit lane

Lap	D	Time	Sector 1	Sector 2	Sector 3	T.Sp	Elapsed	Lap	D	Time	Sector 1	Sector 2	Sector 3	T.Sp	Elapsed	
88		1.Jonathan DEVAUX						CROSSLÉ 16F		RAY GR17 INVITE						
		Pre-74														
1	1	3:07.143	1:00.521	1:20.945	45.677		3:07.143	1	1	3:00.923 B	51.561	1:13.630	55.732		3:00.923	
2	1	2:54.383	51.006	1:18.226	45.151	190.1	6:01.526	2	1	2:48.484	49.740	1:14.869	43.875	194.2	5:39.370	
3	1	2:54.907	50.364	1:19.675	44.868	201.9	8:56.433	3	1	2:48.692	50.676	1:14.261	43.755	192.9	8:28.062	
4	1	2:55.595	51.864	1:18.775	44.956	187.8	11:52.028	4	1	2:48.996	49.903	1:14.940	44.153	193.5	11:17.058	
5	1	2:54.398	51.987	1:18.214	44.197	184.9	14:46.426	5	1	2:49.173	50.344	1:14.831	43.998	190.8	14:06.231	
6	1	2:49.509	49.377	1:15.937	44.195	207.3	17:35.935	6	1	2:49.009	50.184	1:14.944	43.881	191.8	16:55.240	
7	1	2:50.331	50.892	1:15.275	44.164	192.9	20:26.266	7	1	2:48.273	50.014	1:14.452	43.807	192.5	19:43.513	
8	1	2:51.921	51.591	1:15.988	44.342	196.0	23:18.187	8	1	2:49.369	50.102	1:14.767	44.500	191.8	22:32.882	
9	1	2:52.818	51.573	1:16.608	44.637	193.5	26:11.005	9	1	2:47.151	49.179	1:14.477	43.495	191.8	25:20.033	
10	1	2:52.183	52.512	1:15.321	44.350	187.2	29:03.188	10	1	2:48.823	50.771	1:14.410	43.642	193.5	28:08.856	
89		1.Benjamin MONTEIRO						VAN DIEMEN RF90		VAN DIEMEN RF89 Pre-90						
		Pre-93														
1	1	2:53.863	52.543	1:16.780	44.540		2:53.863	1	1	2:57.968	56.138	1:16.702	45.128		2:57.968	
2	1	2:49.116	49.732	1:16.063	43.321	198.2	5:42.979	2	1	2:50.825	50.803	1:16.271	43.751	196.0	5:48.793	
3	1	2:49.526	49.544	1:15.882	44.100	199.3	8:32.505	3	1	2:49.929	49.768	1:15.294	44.867	196.7	8:38.722	
4	1	2:48.887	49.547	1:15.727	43.613	198.2	11:21.392									
5	1	2:48.461	49.737	1:15.168	43.556	197.1	14:09.853									
6	1	2:48.479	49.880	1:14.746	43.853	198.2	16:58.332									
7	1	2:47.085	49.390	1:14.394	43.301	200.0	19:45.417									
8	1	2:47.114	49.113	1:14.209	43.792	199.6	22:32.531									
9	1	2:47.139	49.358	1:14.230	43.551	195.7	25:19.670									
10	1	2:47.816	49.933	1:14.232	43.651	196.0	28:07.486									
91		1.Fabien CHAPPRON						VAN DIEMEN RF86		VAN DIEMEN RF85 Pre-90						
		Pre-90														
1	1	3:01.265	59.202	1:16.939	45.124		3:01.265	1	1	3:10.536	1:01.111	1:23.088	46.337		3:10.536	
2	1	2:53.803	53.013	1:16.374	44.416	185.6	5:55.068	2	1	2:55.421	51.606	1:19.074	44.741	190.5	6:05.957	
3	1	2:52.177	50.545	1:16.976	44.656	190.5	8:47.245	3	1	2:57.753	53.412	1:18.921	45.420	183.7	9:03.710	
4	1	2:51.524	51.047	1:16.367	44.110	193.5	11:38.769	4	1	2:53.728	50.961	1:17.986	44.781	190.5	11:57.438	
5	1	2:50.735	51.234	1:15.020	44.481	187.8	14:29.504	5	1	2:53.277	50.923	1:17.329	45.025	190.8	14:50.715	
6	1	2:49.100	50.550	1:14.560	43.990	192.5	17:18.604	6	1	2:54.924	51.613	1:18.564	44.747	188.8	17:45.639	
7	1	2:50.977	50.917	1:15.868	44.192	192.5	20:09.581	7	1	2:54.668	51.185	1:17.673	45.810	190.8	20:40.307	
8	1	2:50.575	50.702	1:15.565	44.308	190.8	23:00.156	8	1	2:53.996	51.172	1:17.277	45.547	189.8	23:34.303	
9	1	2:50.436	50.996	1:15.177	44.263	188.8	25:50.592	9	1	2:54.554	52.129	1:17.035	45.390	178.2	26:28.857	
10	1	2:49.200	50.545	1:14.540	44.115	189.1	28:39.792	10	1	2:54.995	52.089	1:17.706	45.200	180.3	29:23.852	
93		1.Rémy D'AUBREBY						SWIFT SC92		VAN DIEMEN RF85 Pre-90						
		Pre-93														
1	1	3:14.639	1:05.980	1:22.097	46.562		3:14.639	1	1	3:10.536	1:01.111	1:23.088	46.337		3:10.536	
2	1	2:50.582	49.673	1:17.137	43.772	204.2	6:05.221	2	1	2:55.421	51.606	1:19.074	44.741	190.5	6:05.957	
3	1	2:54.560	50.335	1:19.444	44.781	199.3	8:59.781	3	1	2:57.753	53.412	1:18.921	45.420	183.7	9:03.710	
4	1	2:54.605	50.473	1:18.729	45.403	199.3	11:54.386	4	1	2:53.728	50.961	1:17.986	44.781	190.5	11:57.438	
5	1	2:51.292	49.956	1:17.290	44.046	184.9	14:45.678	5	1	2:53.277	50.923	1:17.329	45.025	190.8	14:50.715	
6	1	2:49.709	49.921	1:16.724	43.064	199.3	17:35.387	6	1	2:54.924	51.613	1:18.564	44.747	188.8	17:45.639	
7	1	2:47.989	50.119	1:14.565	43.305	200.4	20:23.376	7	1	2:54.668	51.185	1:17.673	45.810	190.8	20:40.307	
8	1	2:48.584	49.753	1:14.161	44.670	201.1	23:11.960	8	1	2:53.996	51.172	1:17.277	45.547	189.8	23:34.303	
9	1	2:48.096	49.924	1:14.197	43.975	197.8	26:00.056	9	1	2:54.554	52.129	1:17.035	45.390	178.2	26:28.857	
10	1	2:53.214	51.110	1:16.379	45.725	171.7	28:53.270	10	1	2:54.995	52.089	1:17.706	45.200	180.3	29:23.852	